

260/272/284

Rotary Mower

Rev 10-16

Part No.00781402P

PART'S MANUAL



An Operator's Manual was shipped with the equipment in the Manual Canister. This Operator's Manual is an integral part of the safe operation of this machine and must be maintained with the unit at all times. **READ, UNDERSTAND, and FOLLOW** the Safety and Operation Instructions contained in this manual before operating the equipment. If the Operator's Manual is not with the equipment, contact your dealer or Servis-Rhino (800-446-5158) to obtain a Free copy before operating the equipment.



¡ATENCIÓN!

LEA EL INSTRUCTIVO

Si No Lee Ingles, Pida Ayuda a Alguien
Que Si Lo Lea Para Que le Traduzca las
Medidas de Seguridad.



RHINO®

1020 S. Sangamon Ave.
Gibson City, IL 60936
800-446-5158

Email: parts@servis-rhino.com


© 2010 Alamo Group Inc.

A MEMBER OF THE
ALAMO GROUP
ALWAYS ON THE CUTTING EDGE®

TO THE OWNER/OPERATOR/DEALER




All implements with moving parts are potentially hazardous. There is no substitute for a cautious, safe-minded operator who recognizes the potential hazards and follows reasonable safety practices. The manufacturer has designed this implement to be used with all its safety equipment properly attached to minimize the chance of accidents.

BEFORE YOU START!! Read the safety messages on the implement and shown in your manual.
Observe the rules of safety and common sense!



DANGER

FAILING TO FOLLOW SAFETY MESSAGES AND OPERATING INSTRUCTIONS CAN CAUSE SERIOUS BODILY INJURY OR EVEN DEATH TO OPERATOR AND OTHERS IN THE AREA.

<p>1.</p> 	<p>2. NO RIDERS. NO CHILDREN OPERATORS.</p> 	<p>3. USE SAFETY SHOES, HARD HAT, SAFETY GLASSES, SEAT BELTS, & ROPS.</p> 	<p>4. BLOCK UP SECURELY BEFORE WORKING UNDER.</p> 
---	---	--	---

1. Study and understand Operator's Manuals, Safety Signs, and Instructional Decals for tractor and implement to prevent misuse, abuse and accidents.

- Learn how to stop engine suddenly in an emergency. Be alert for passersby and especially children.

2. Allow no children on or near implement or tractor. Allow no riders on tractor or implement. Falling off may cause serious injury or death from being run over by tractor or cutter or contact with rotating blades.

3. Operate only with tractor having Roll-Over Protective Structure (ROPS) and with seatbelt fastened securely and snugly to prevent injury and possible death from falling off or tractor overturn. Personal Protective Equipment such as Hard Hat, Safety Glasses, Safety shoes, and Ear Plugs are recommended.

4. Block up or support raised machine and all lifted components securely before putting hands or feet under or working underneath any lifted components to prevent crushing injury or death from sudden dropping or inadvertent operation of controls. Make certain area is clear before lowering or folding.

5. Before transporting, put Lift Lever in detent or full-lift position. Secure the implement for transport by installing Cylinder Stops or Transport Pin on pull-type implement center axle and Wing Transport Locks on folding implements.




- Attach Safety Chain to cutter and towing unit securely. See Operator's Manual.

6. Make certain that SMV sign, Warning Lights, and Reflectors are clearly visible. Follow local traffic codes.

7. Never operate with Cutting Head raised if passersby, bystanders, or traffic are in the area to reduce possibility of injury or death from objects thrown by Blades under Guards or cutter structure.

8. Before dismounting, secure implement in transport position or lower to ground.

- Put tractor in park or set brake, disengage PTO, stop engine, and remove key, and wait until noise of rotation has ceased to prevent entanglement in rotating parts which can cause injury or death.
- Never mount or dismount a moving vehicle. Crushing from runover may cause injury or death.

<p>5. TRANSPORT SAFELY, LOCK UP.</p> 	<p>6. USE SMV, LIGHTS, & REFLECTORS.</p> 	<p>7. DO NOT OPERATE WITH CUTTER OR WING RAISED.</p> 	<p>8. DO NOT MOUNT OR DISMOUNT WHILE MOVING.</p> 
--	--	---	--

226-316

WARRANTY INFORMATION:

Read and understand the complete Warranty Statement found in this Manual. Fill out the Warranty Registration Form in full and return it within 30 Days. Make certain the Serial Number of the Machine is recorded on the Warranty Card and on the Warranty Form that you retain. The use of "will-fit" parts will void your warranty and can cause catastrophic failure with possible injury or death.

PARTS SECTION

PARTS ORDERING GUIDE

The following instructions are offered to help eliminate needless delay and error in processing purchase orders for the equipment in this section.

1. The Parts Section is prepared in logical sequence and grouping of parts that belong to the basic machine featured in this manual. Part Numbers and Descriptions are given to help locate the parts and quantities required.
2. The Purchase Order must include the name and address of the person or organization ordering the parts, who should be charged, and if possible, the serial number of the machine for which the parts are ordered.
3. The Purchase Order must clearly list the quantity of each part, the complete and correct part number (be sure to include all periods), and the basic name of the part.
4. The Manufacturer reserves the right to substitute parts where applicable.
5. Some parts are unlisted items which are special production items not normally stocked and are subject to special handling. Request a quotation for such parts before sending a Purchase Order.
6. The Manufacturer reserves the right to change prices without prior notice.

NOTE: Please refer to The Safety Section in the front of this Manual for the proper Part Number when ordering Replacement Safety Decals.



For maximum safety and to guarantee optimum product reliability, always use genuine Servis-Rhino Parts. The use of inferior replacement parts may cause premature or catastrophic failure which could result in serious injury or death. Direct any questions regarding parts to:



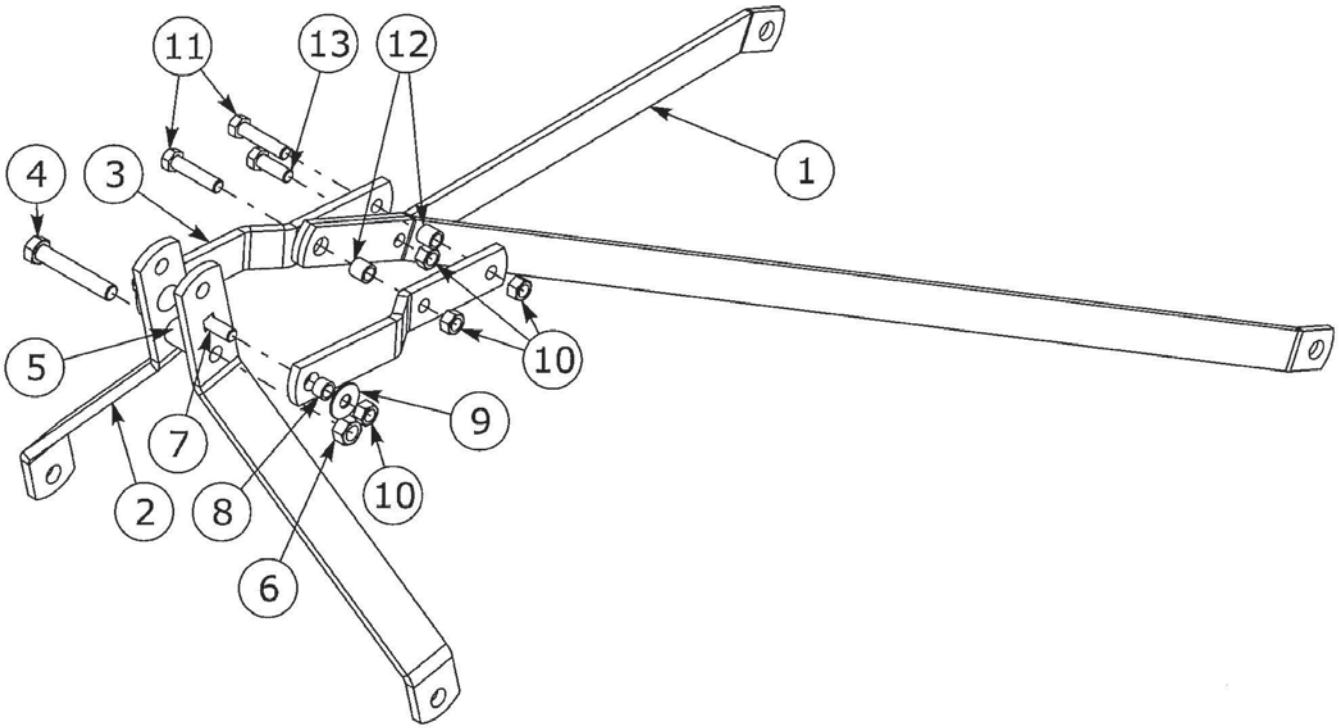
RHINO®
1020 S. Sangamon Ave.
Gibson City, IL 60936
800-446-5158
Email: parts@servis-rhino.com

PART NAME INDEX

A-FRAME QUICK HITCH ASSEMBLY 260/272.....	5
A-FRAME QUICK HITCH ASSEMBLY 284.....	6
A-FRAME QUICK HITCH ATTACHMENT 260/272.....	7
A-FRAME QUICK HITCH ATTACHMENT 284.....	8
AXLE ASSEMBLY PULL TYPE.....	9
BLADE PAN ASSEMBLY 260.....	11
BLADE PAN ASSEMBLY 272.....	13
BLADE PAN ASSEMBLY 284.....	15
CASTER WHEEL AND HUB ASSEMBLY.....	17
CHAINGUARD ASSEMBLY - FRONT.....	18
CHAINGUARD ASSEMBLY - FRONT 284 (DOUBLE).....	19
CHAINGUARD ASSEMBLY - REAR.....	20
CHAINGUARD ASSEMBLY - REAR 284 (DOUBLE).....	21
DEFLECTOR ASSEMBLY - FRONT.....	22
DEFLECTOR ASSEMBLY - REAR.....	23
DRIVELINE - 1-3/8 CV - 540.....	24
DRIVELINE ASSEMBLY - 00787474 1-3/4 20SPL (CURRENT LIFT).....	26
DRIVELINE ASSEMBLY 260/272/284 (LIFT).....	27
DRIVELINE ASSEMBLY CV.....	28
DRIVELINE JACKSHAFT ASSEMBLY - 284.....	29
DRIVELINE SLIP CLUTCH ASSEMBLY 260/272/284.....	30
DRIVELINE SLIP CLUTCH ASSEMBLY CAT 5 284.....	31
GEARBOX ASSEMBLY - 00790987 S/N 20,070 - 29,999 (284).....	32
GEARBOX ASSEMBLY - 00790989 S/N 23,026 - 29,999 (272).....	34
GEARBOX ASSEMBLY - 00790990 S/N 20564 - 29999 (260).....	36
GEARBOX ASSEMBLY - 00791057 S/N 30,000 - CURRENT (284).....	38
GEARBOX ASSEMBLY - 00791059 S/N 30,000-CURRENT (272).....	40
GEARBOX ASSEMBLY - 00791060 S/N 30000 - CURRENT (260).....	42
GEARBOX ASSEMBLY 260 - S#10290-BELOW & 272 - S# 11616-BELOW.....	44
GEARBOX ASSEMBLY 260 S#10291-10563 & 272 S# 11617-13025.....	46
GEARBOX ASSEMBLY 284 - S/N 10625 AND BELOW.....	48
GEARBOX ASSEMBLY 284 - S/N 10626 - 11186.....	50
GEARBOX ATTACHMENT 260 S#10291-CURRENT & 272 S# 11617-CURRENT.....	52
GEARBOX ATTACHMENT 260, 272 SERIAL# 11616-BELOW, & 284.....	53
HYDRAULIC CYLINDER.....	54
PULL TYPE TONGUE ASSEMBLY 284.....	55
SKID SHOE ASSEMBLY.....	56
SLIPCLUTCH ASSEMBLY.....	57
TAILWHEEL ASSEMBLY 260/272.....	58
TAILWHEEL ASSEMBLY 284.....	59
TAILWHEEL ASSEMBLY 284 (DUAL).....	60
TIRE AND WHEEL ASSEMBLY.....	61

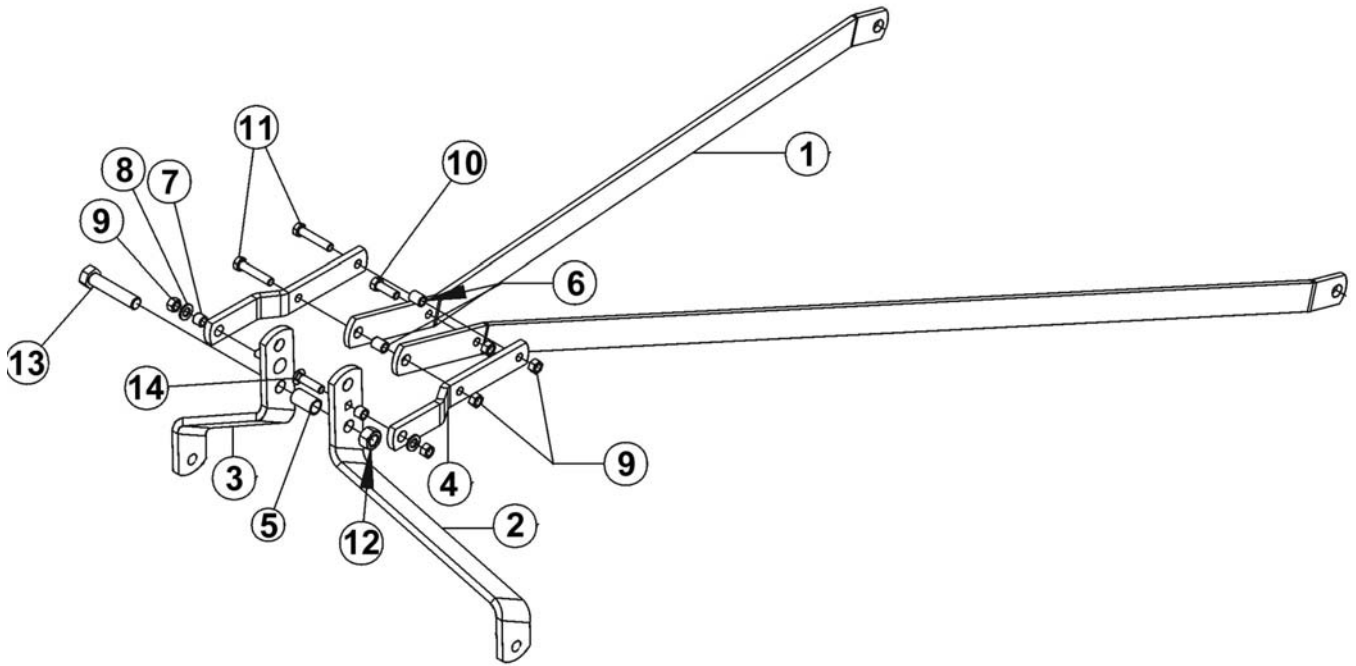
260 272 284

A-FRAME QUICK HITCH ASSEMBLY 260/272



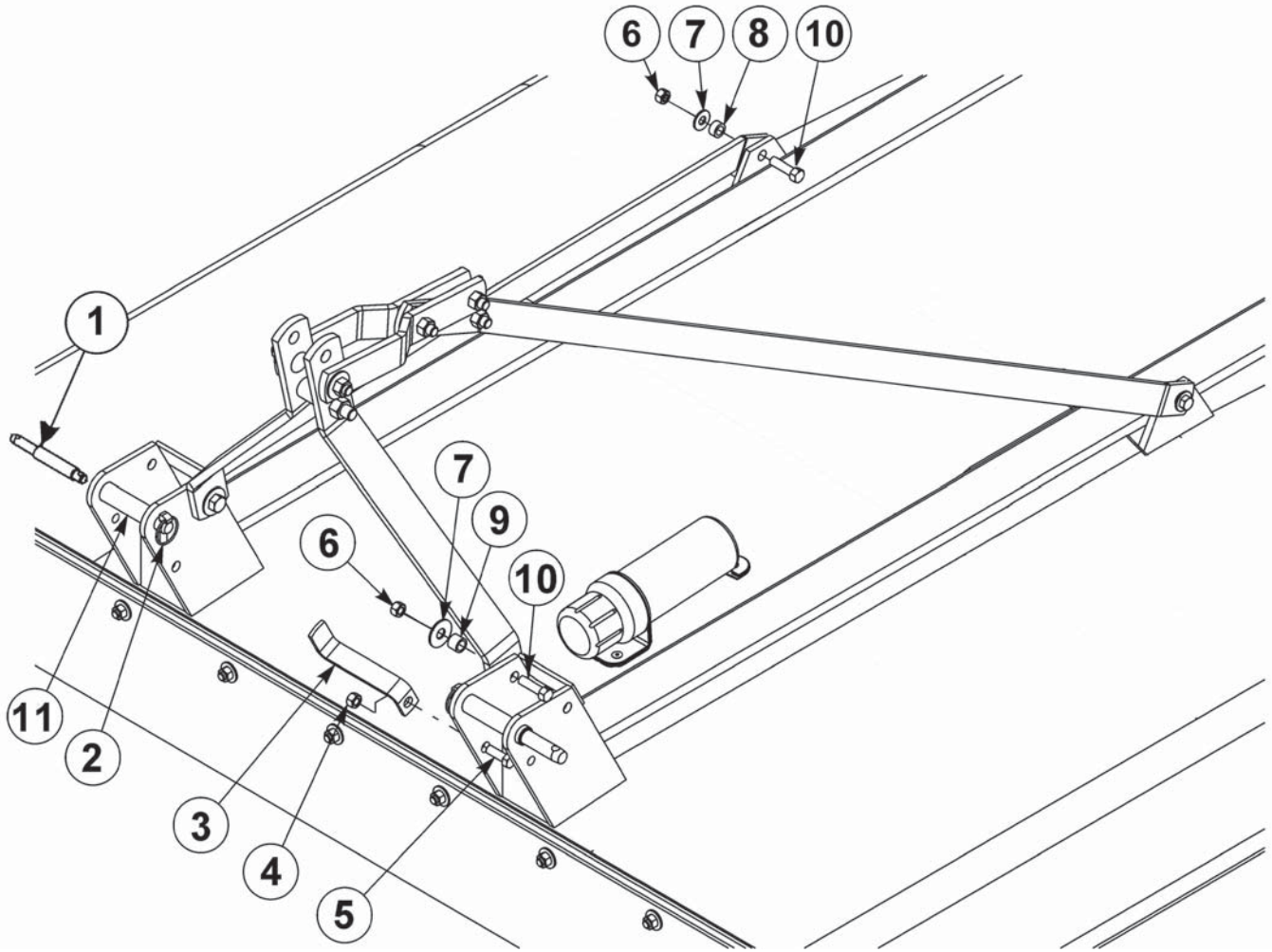
ITEM	PART NO.	QTY.	DESCRIPTION
1	00780585	2	FLAT,REAR BRACE - 272
	00781038	2	FLAT,REAR BRACE - 260
2	00780582	2	FLAT, A-FRAME - 272
	00780563	2	FLAT, A-FRAME, QUICK HITCH - 260
3	00780549	2	BAR, BRACE - 272
	00780603	2	BAR, BRACE - 260
4	00009500	1	BOLT-HEX 3/4 NC 4-1/2 PL5
5	0758550030	1	SPACER
6	00037200	1	NUT TOPLOCK 3/4 NC PLC
7	2101120	2	CARB 5/8 NC X 2-1/2 PL5 - 272
	4905	2	CARB 5/8-11 NC 2 PL5 - 260
8	0732020020	2	BUSHING - 272
	523012	2	BUSHING, ORDER 780 MIN HT - 260
9	00756077	2	WASHER,5/8 HARDENED
10	00695100	4	NUT,TOPLOCK 5/8 NC PLB
11	02845600	2	HEXB 5/8 NC 3 PL5 - 272
	00703200	2	HHCS 5/8 NC 2 3/4 PL5 - 260
12	00780592	2	BUSHING, A-FRAME TOGGLE
13	02845500	1	HEXB 5/8 NC 2 PL5

A-FRAME QUICK HITCH ASSEMBLY 284



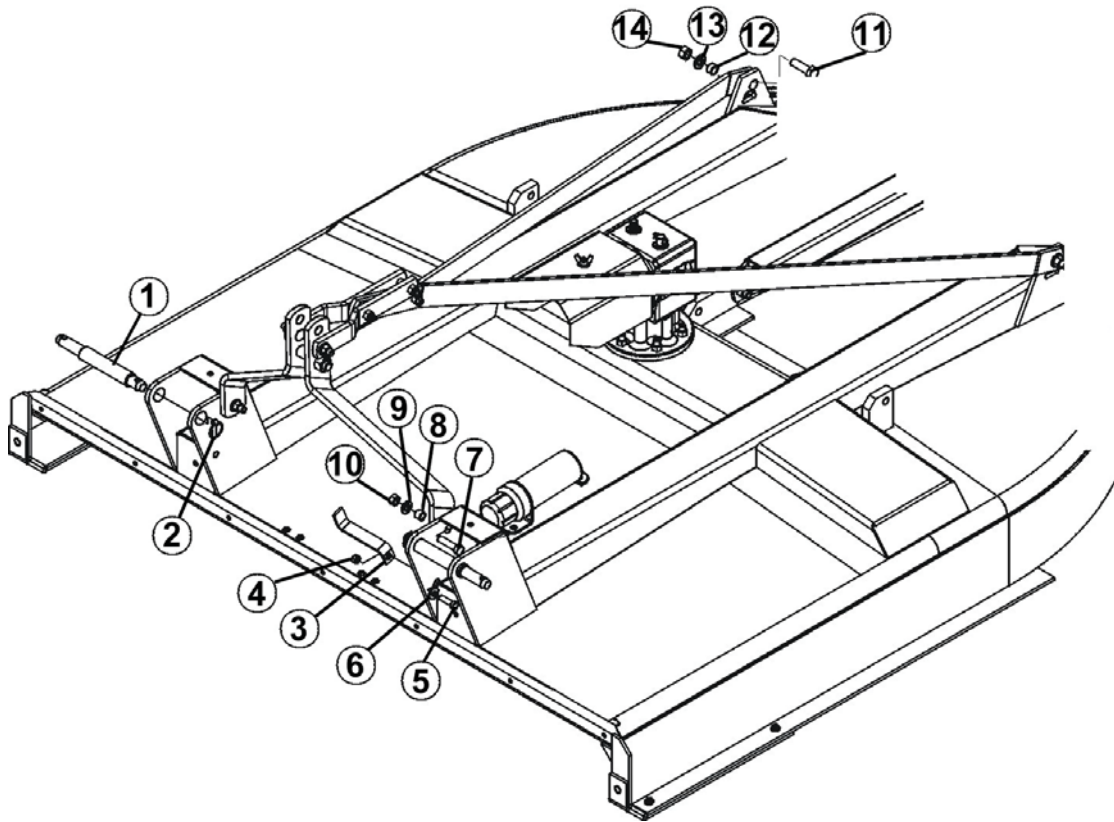
ITEM	PART NO.	QTY.	DESCRIPTION
1	00781069	2	FLAT, REAR BRACE
2	00788911	1	FLAT, A-FRAME LH
3	00788910	1	FLAT, A-FRAME RH
4	00781117	2	FLAT, QUICK HITCH TOGGLE
5	0758550031	1	BUSHING
6	00761199	2	SPACER TUBE
7	0732020020	4	BUSHING
8	00756077	10	5/8 HARDENED WASHER
9	00695100	13	NUT,5/8 NC TOPLOCKNUT
10	02845500	1	BOLT, 5/8 NC X 2
11	00600700	2	HEXB 5/8 NC 3-1/4 PL5
12	5JRC16140	1	NUT, 1-14" TOPLOCK
13	7AH5161436	1	HEXB 1-14" 4-1/2 PL5
14	2101120	2	CARB 5/8 X 2-1/2

A-FRAME QUICK HITCH ATTACHMENT 260/272



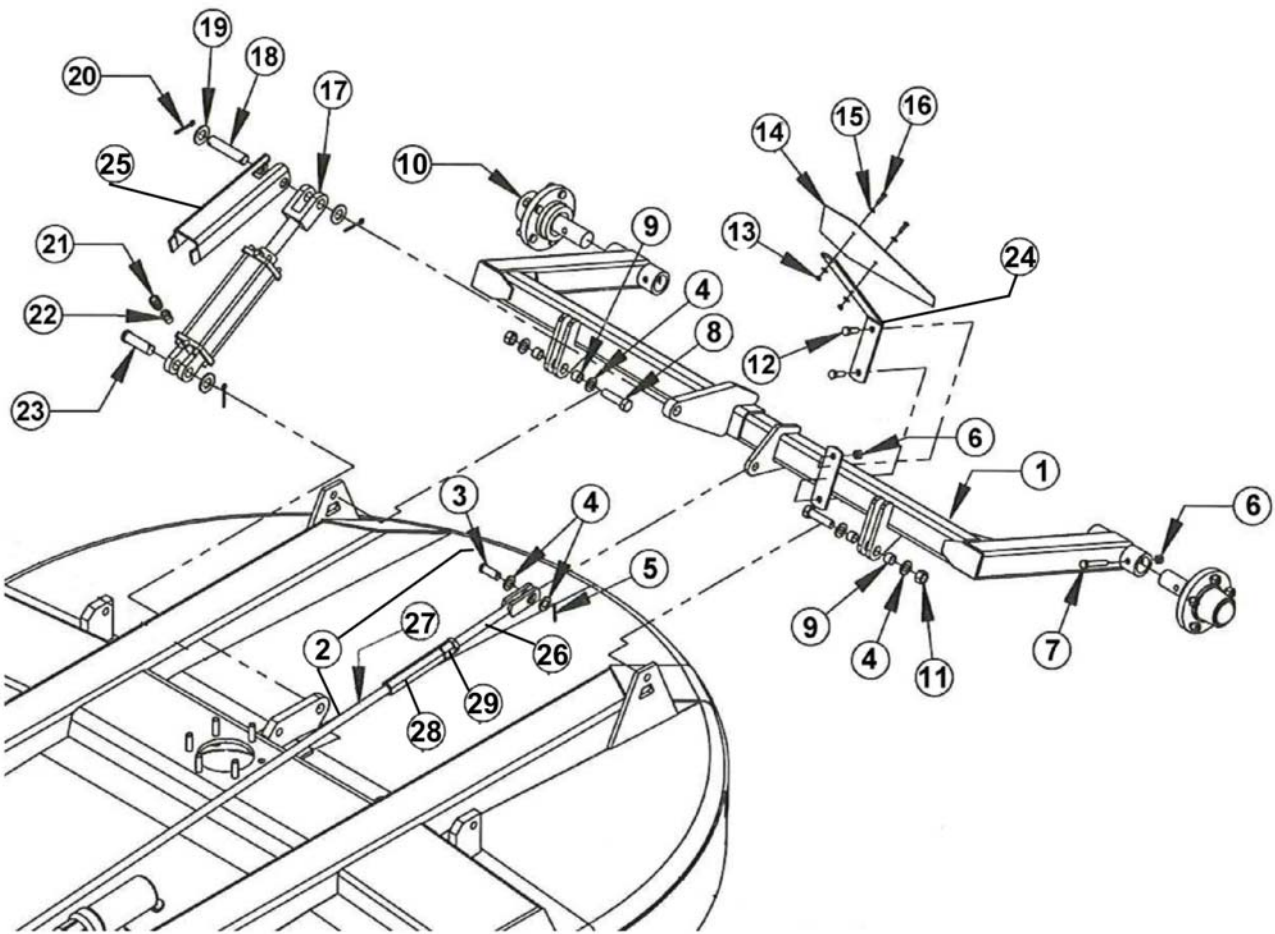
ITEM	PART NO.	QTY.	DESCRIPTION
1	00775243	2	PIN WRIST CAT 1 & 2
2	2196	2	CLIP (LYNCH PIN), 13/32 DIA.
3	00780663	1	FLAT, DRIVELINE STORAGE
4	00001800	1	LOCKNUT TLM 1/2 NC PLB
5	00748823	1	HHCS 1/2-13 UNC 1-1/2 PL5
6	00695100	4	NUT, TOPLOCK 5/8 NC PLB
	00695100	4	LOCKNUT TOPLOCK 5/8 NC PLB - 260
7	00756077	4	WASHER, 5/8 HARDENED
8	00761724	2	BUSHING HITCH
9	0732020020	2	BUSHING - 272
	523012	2	BUSHING, - 260
10	02845500	2	HEXB 5/8 NC 2 PL5 - 272
11	00785238	2	BUSHING, CAT. II QUICK HITCH

A-FRAME QUICK HITCH ATTACHMENT 284



ITEM	PART NO.	QTY.	DESCRIPTION
1	69141	2	PIN, HITCH CAT II & III
2	2196	2	CLIP (LYNCH PIN), 13/32 DIA.
3	00780663	1	FLAT, DRIVELINE STORAGE
4	00001800	1	LOCKNUT TLM 1/2 NC PLB
5	00749130	1	HHCS 1/2-13 UNC 1-3/4 PL5
6	00002700	2	FLATWASHER 1/2 PL STD
7	00750952	2	HEXB, 5/8 NC X 2-1/2, ZP, GRD5
8	0732020020	2	BUSHING
9	00756077	2	WASHER, 5/8 HARDENED
10	00695100	2	LOCKNUT TOPLOCK 5/8 NC PLB
11	00037100	2	HEXB 3/4 NC 2-1/2 PL5
12	511016	2	BUSHING YDP
13	5312316	2	WASHER, 3/4
14	00037200	2	NUT 3/4-NC TOPLOCK GRC PL

AXLE ASSEMBLY PULL TYPE

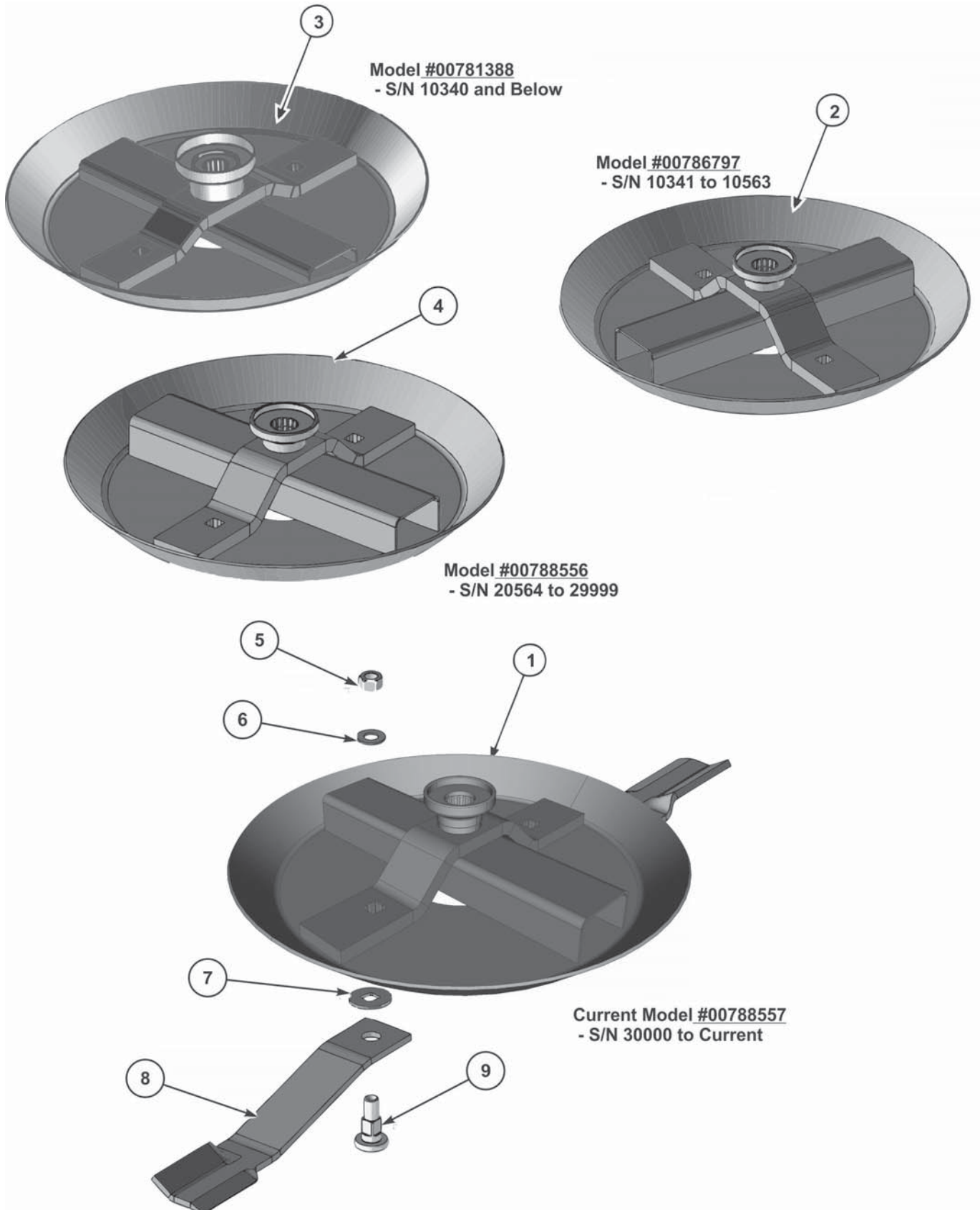


AXLE ASSEMBLY PULL TYPE

Continued...

ITEM	PART NO.	QTY.	DESCRIPTION
1	00781149	1	WDMT, AXLE - 284
2	00781178	1	ASY, LEVEL ROD - 284
3	651102	2	PIN, DRILLED
4	00002701	2	FLATWASHER, 3/4, TYPE AW, ZP
5	00755153	2	PIN, COTTER 3/16 X 1-1/2 PLATED
6	00001800	2	LOCKNUT TLM 1/2 NC PLB
7	00764375	2	HHCS 1/2NC X 3-1/4 PL5
8	00007800	2	HEXB 3/4 NC 3 PL5
9	511016	4	BUSHING
10	00775616A	2	ASY,HUB & SPINDLE
11	00037200	2	NUT 3/4-NC TOPLOCK GRC PL
12	00748823	2	HHCS, 1/2 - 13NC X 1-1/2 PL5
13	02959924	2	NUT, 1/4" NC
14	03200347	1	EMBLEM, SMV
15	00024100	4	1/4" FLATWASHER
16	10058000	2	HHCS 1/4 NC 1 PL5
17	8727A	1	HYDRAULIC CYLINDER
18	103266	1	CYLINDER PIN
19	02822500	2	FLATWASHER 1 PL STD
20	00606000	4	PIN, COTTER 3/16 X 2
21	7329	1	ADAPTER, HYD, STGHT
22	0652141311	1	STRAIGHT ADAPTER 8MP-8MJ
23	8354	1	PIN, HYD. CYLINDER
24	00785646	1	SMV BRACKET
25	00777963	1	TRANSPORT LOCK PLATE
26	00758643	1	ROD, CONTROL
27	00781177	1	WELDMENT LONG LEVEL ROD
28	00778159	1	NUT, 9" ADJUSTING
29	5C1490	1	HEXNUT, 7/8 JAM ZP

BLADE PAN ASSEMBLY 260

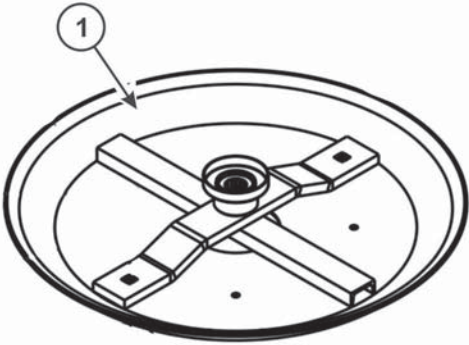


BLADE PAN ASSEMBLY 260

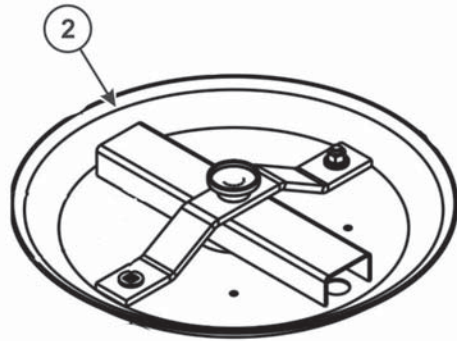
Continued...

ITEM	PART NO.	QTY.	DESCRIPTION
1	00788957	-	WLDMT, BLADE PAN S/N 30000 - CURRENT
2	00788556	1	WLDMT, BLADE PAN S/N 20564 - 29999
3	00786797	1	WLDMT, BLADE PAN S/N 10341 - 10563
4	00781388	1	WLDMT, BLADE PAN S/N 10340 - BELOW
5	5GL16140	2	LOCKNUT, 1 -14 LH TLN PL
6	571045	2	WASHER - HARDENED
7	00780945	2	WASHER 1-5/64 SQ HOLE X 3 OD
8	00780882	2	BLADE, CCW FAN 22-1/2 CTR-TIP (SHOWN)
	0652010030	2	BLADE, FLAT
	00757830	2	BLADE, HIGH SUCTION TWISTED
9	571044	2	BOLT SHOULDER

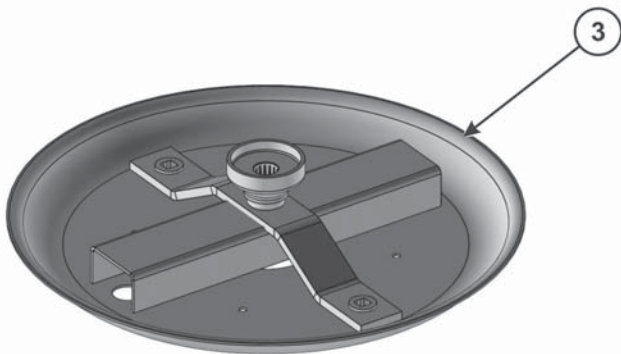
BLADE PAN ASSEMBLY 272



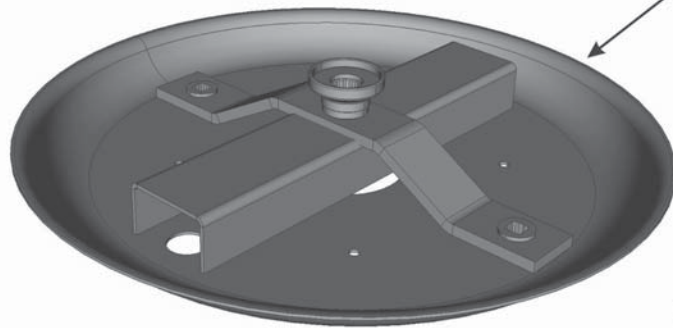
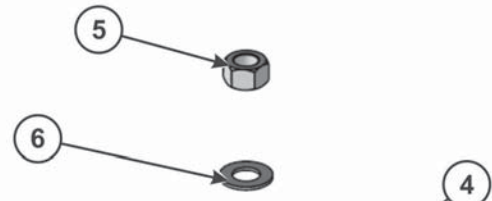
Model #00780622
- S/N 11616 - Below



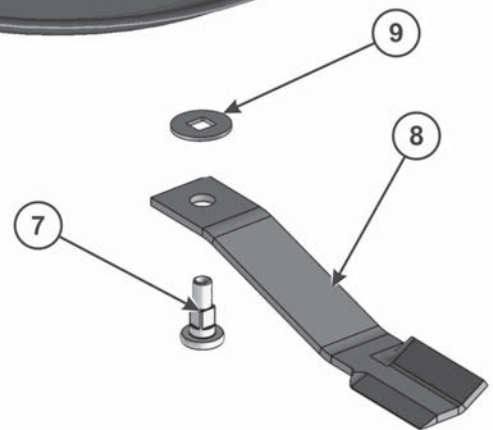
Model #00786485
- S/N 11617 - 13025



Model #00788559
- S/N 23026 to 29999



Current Model #00788801
- S/N 30000 to Current

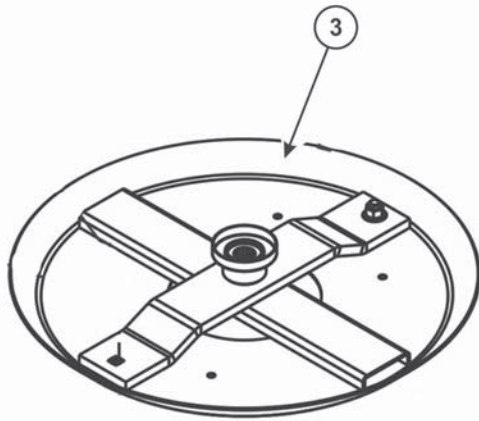


BLADE PAN ASSEMBLY 272

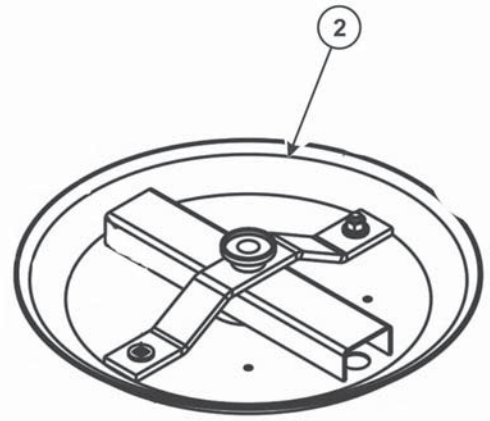
Continued...

ITEM	PART NO.	QTY.	DESCRIPTION
1	00780622	1	WLDMT, BLADE PAN 272 (SERIAL# 11616-BELOW)
2	00786485	1	WLDMT, BLADE PAN 272 (SERIAL# 11617-13025)
3	00788559	1	WLDMT, BLADE PAN 272 (SERIAL# 23026-29999)
4	00788801	-	WLDMT, BLADE PAN 272 (SERIAL# 30000-CURRENT)
5	5GL16140	4	LOCKNUT 1 -14 LH TLN PL
6	571045	4	WASHER, HARDENED
7	571044	4	BOLT SHOULDER
8	00757830	2	BLADE, HIGH SUCTION TWISTED
	0652010030	2	BLADE, FLAT
	00780882	2	BLADE, CCW FAN 22-1/2 CTR-TIP 260 & 272 WASHER
9	00780945	4	1-5/64 SQ HOLE X 3 OD

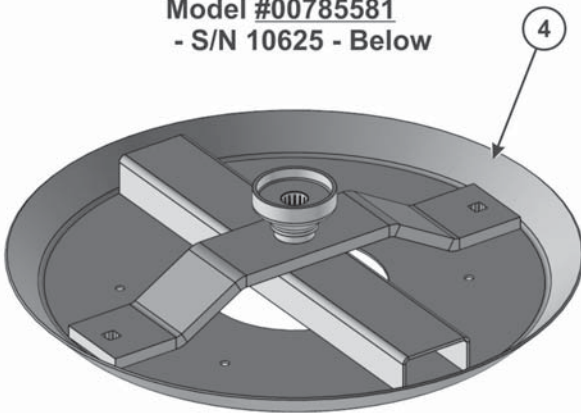
BLADE PAN ASSEMBLY 284



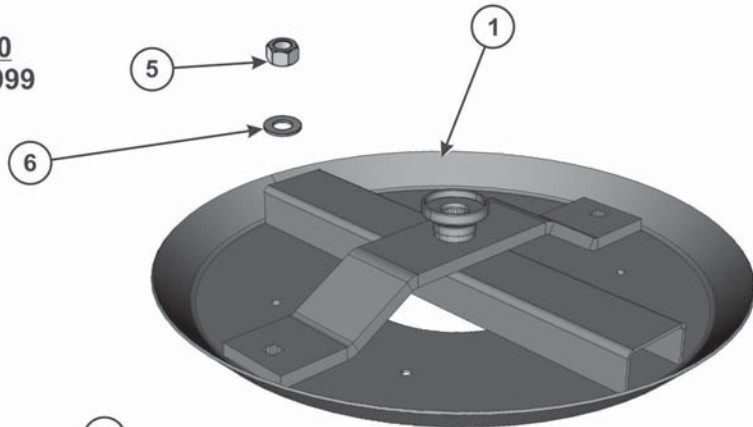
Model #00785581
- S/N 10625 - Below



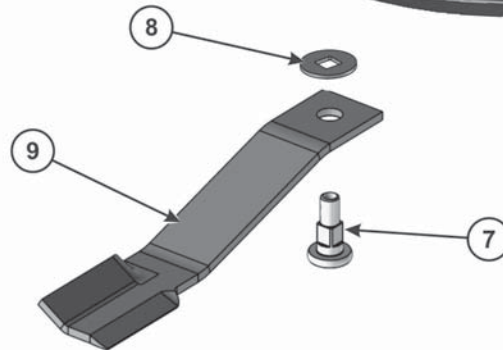
Model #00786649
- S/N 10626 - 11186



Model #00788560
- S/N 20,070 - 29,999



Current Model #00788818
- S/N 30,000 - Current

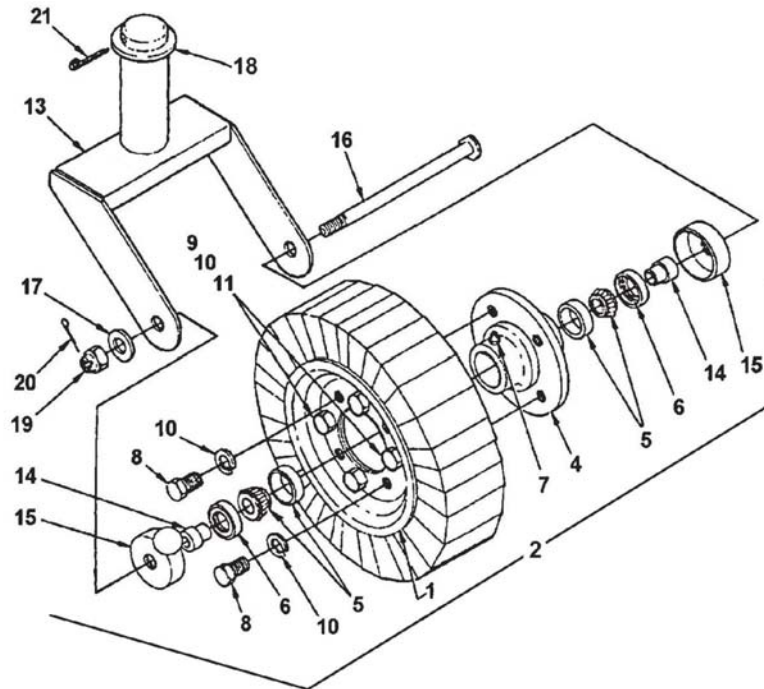


BLADE PAN ASSEMBLY 284

Continued...

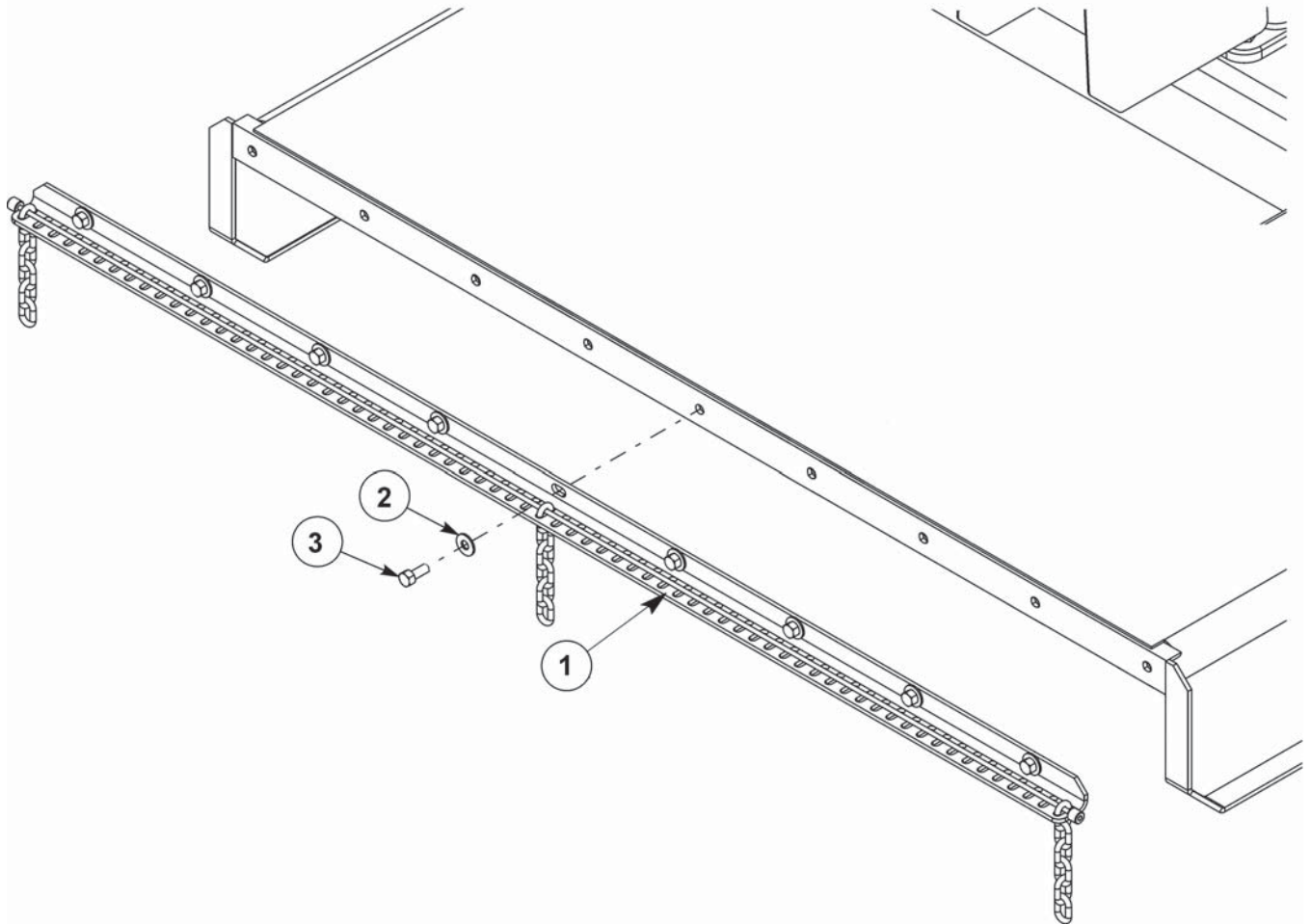
ITEM	PART NO.	QTY.	DESCRIPTION
1	00788818	1	WELDMENT, BLADE CARRIER - 30000 - CURRENT
2	00786649	1	WELDMENT, BLADE CARRIER - 10626 - 11186
3	00785581	1	WELDMENT, BLADE CARRIER - 10625 - BELOW
4	00788560	1	WELDMENT, BLADE CARRIER - 20070 - 29999
5	5GL16140	2	LOCKNUT
6	00778047	2	WASHER 1 STRUCURAL
7	571044	2	BOLT, SHOULDER BLADE
8	571045	2	BLADE WASHER
9	0582010330	2	BLADE, CCW FAN ROTARY MOWER
	582013A	2	BLADE, FLAT
	00757833	2	BLADE, HIGH SUCTION TWISTED
10	B571044	1	BOLT KIT (NOT SHOWN)

CASTER WHEEL AND HUB ASSEMBLY



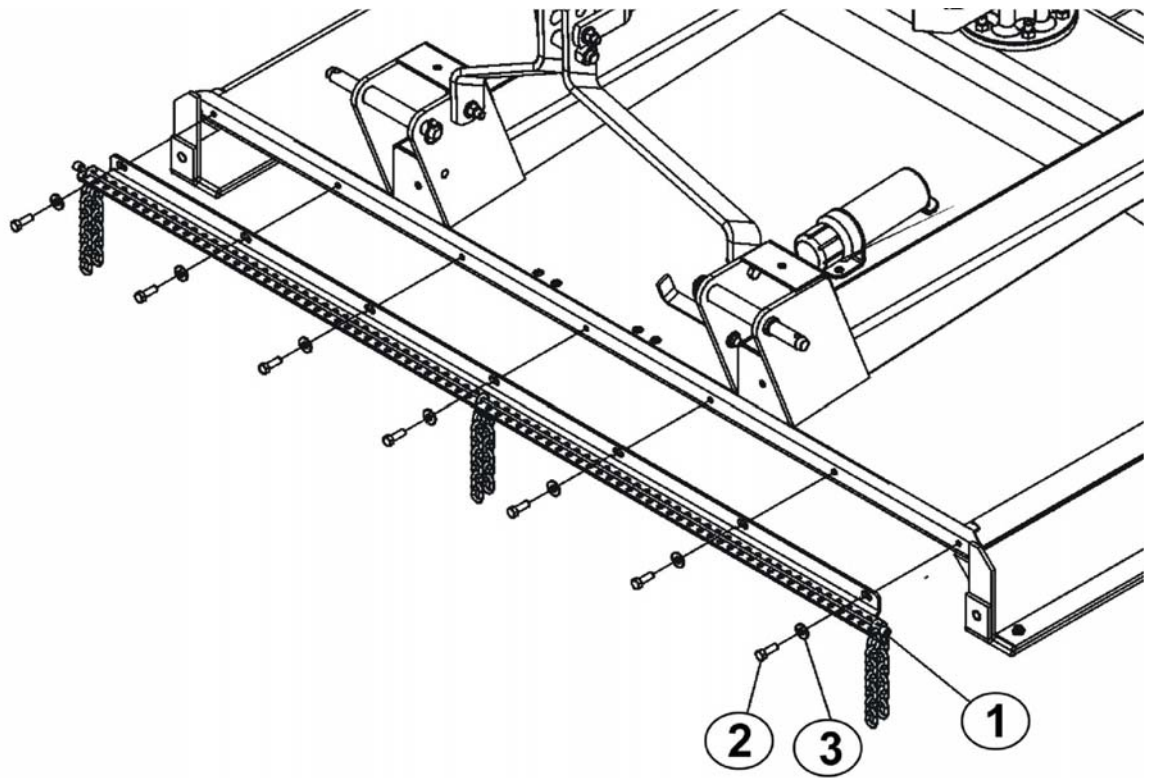
ITEM	PART NO.	QTY.	DESCRIPTION
	00776220	1	CASTER WHEEL AND HUB ASSEMBLY
1	373024H	1	TIRE WHEEL ASSEMBLY
2	00780238	1	TAILWHEEL HUB ASSEMBLY INCLUDES ALL ITEMS EXCEPT 1, 13, 21, & 18
4	00776214	1	HUB
5	00776213	2	BEARING CONE & CUP
6	00776219	2	OIL SEAL
7	00772082	1	GREASE FITTING (THREADED)
8	00776216	4	BOLT
9	7A6166	4	BOLT
10	00776215	4	FLATWASHER
11	00012101	4	LOCKWASHER
12	00013901	4	NUT
13	0585020210A	1	CASTER FORK WELDMENT
14	00772017	2	BUSHING
15	00772018	2	DUST CAP
16	00776211	1	SPINDLE BOLT
17	02822500	1	WASHER
18	15B2400	1	FLATWASHER
19	00776212	1	CASTELLATED NUT
20	00771620	1	COTTER PIN
21	00758899	1	COTTER PIN

CHAINGUARD ASSEMBLY - FRONT



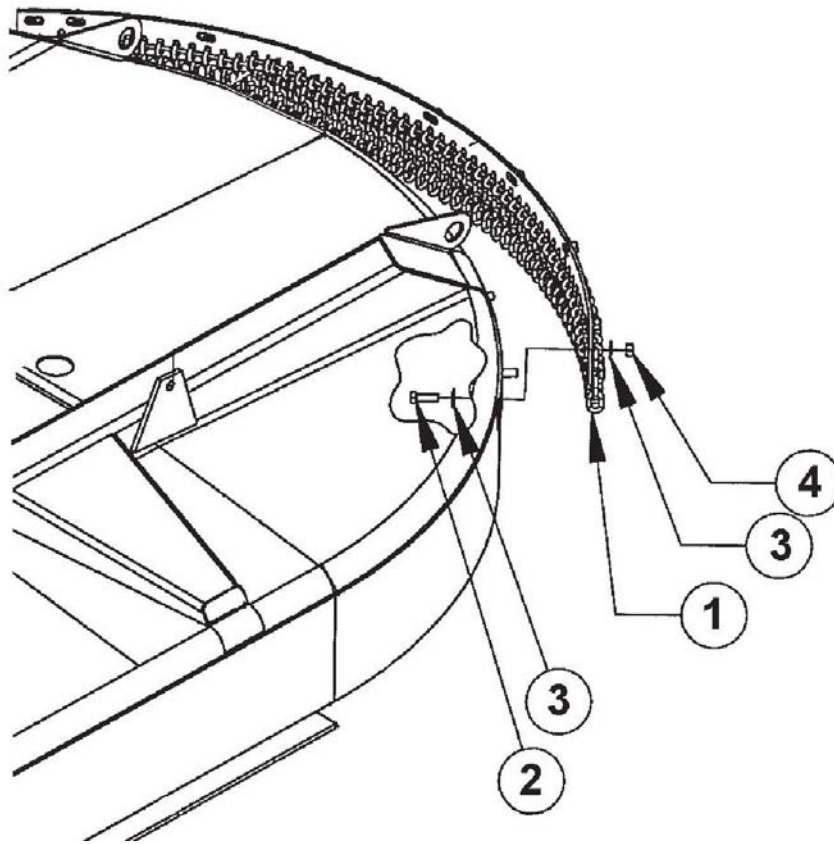
ITEM	PART NO.	QTY.	DESCRIPTION
1	00781256	1	FLAT, FRONT C.G. BRACKET - 272
	00781213	1	FLAT, FRONT C.G. BRACKET - 260
	00785474	1	FLAT, FRONT C.G. BRACKET - 284
2	00002700	5	FLATWASHER 1/2 PL STD - 260 272
	00002700	7	FLATWASHER 1/2 PL STD 284
3	00748823	5	HHCS 1/2-13UNC 1-1/2 PL5 - 260 272
	00748823	7	HHCS 1/2-13UNC 1-1/2 PL5 - 284

CHAINGUARD ASSEMBLY - FRONT 284 (DOUBLE)



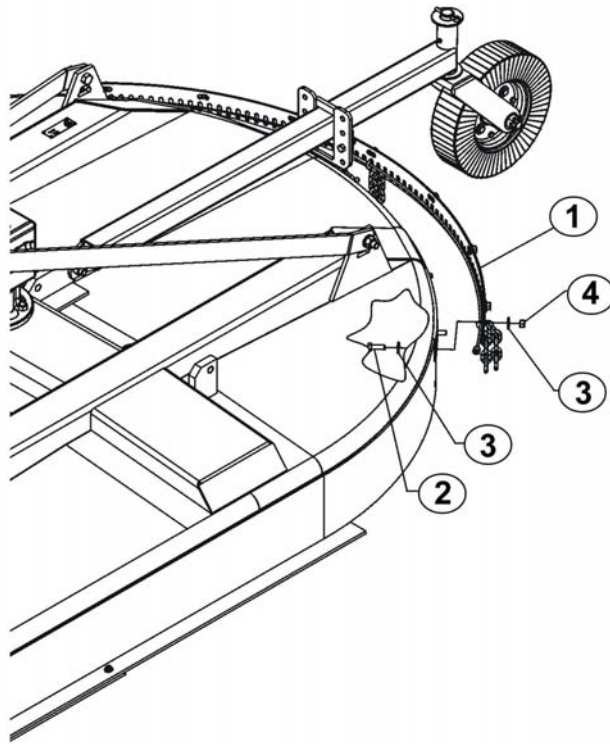
ITEM	PART NO.	QTY.	DESCRIPTION
1	00785248	1	ASY,FRONT DOUBLE CG-284 & 484
2	00748823	7	HHCS 1/2-13UNC 1-1/2 PL5
3	00002700	7	FLATWASHER 1/2 PL STD

CHAINGUARD ASSEMBLY - REAR



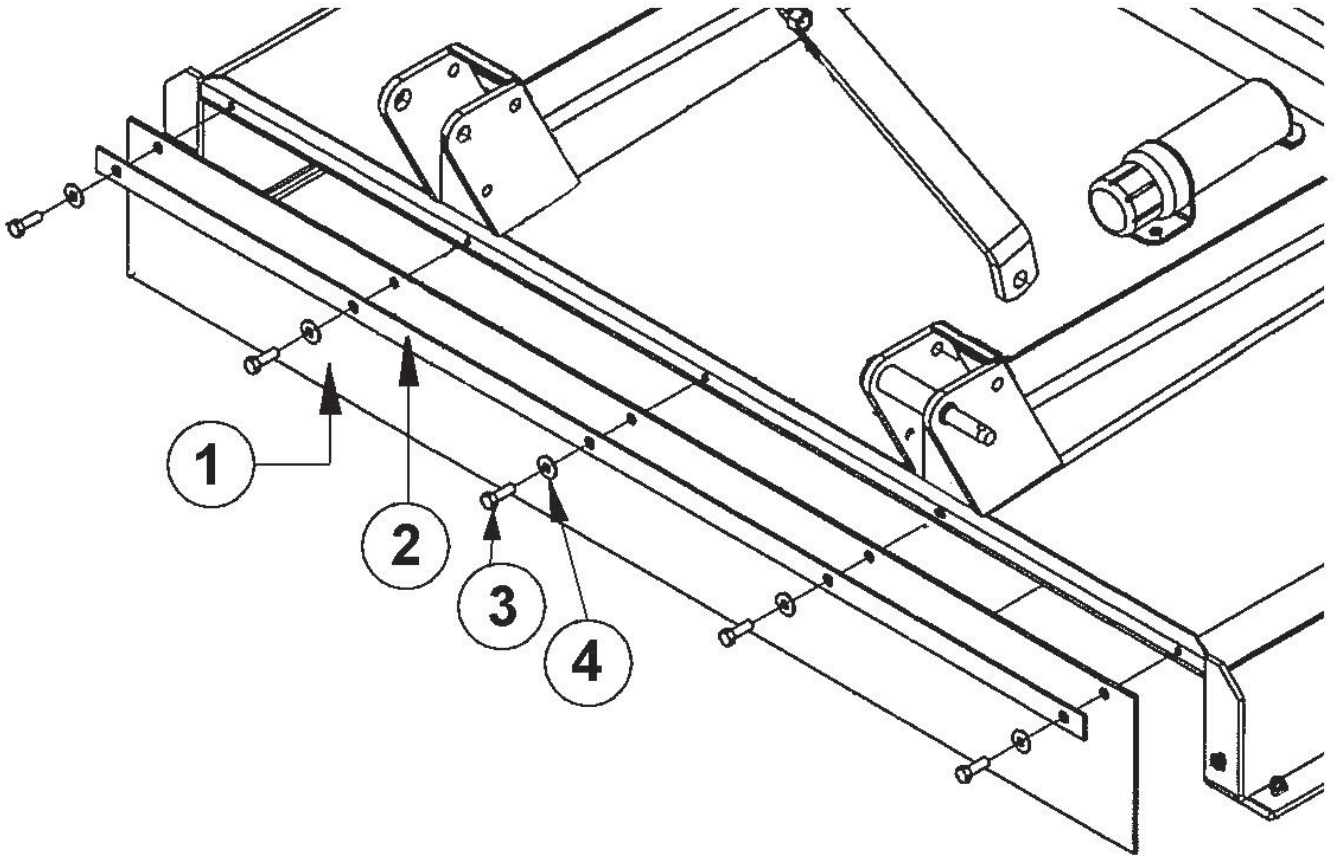
ITEM	PART NO.	QTY.	DESCRIPTION
1	00785950	1	BRACKET,REAR CHAIN GUARD - 272
	00785230	1	ASY,REAR CHAIN GUARD - 260
	00781264	1	BRACKET,REAR CHAIN GUARD - 284
2	00748823	9	HHCS 1/2-13UNC 1-1/2 PL5 - 284 272
	00748823	7	HHCS 1/2-13UNC 1-1/2 PL5 - 260
3	00002700	18	FLATWASHER 1/2 PL STD - 284 272
	00002700	14	FLATWASHER 1/2 PL STD - 260
4	00001800	9	LOCKNUT TLM 1/2 NC PLB - 284 272
	00001800	7	LOCKNUT TLM 1/2 NC PLB - 260

CHAINGUARD ASSEMBLY - REAR 284 (DOUBLE)



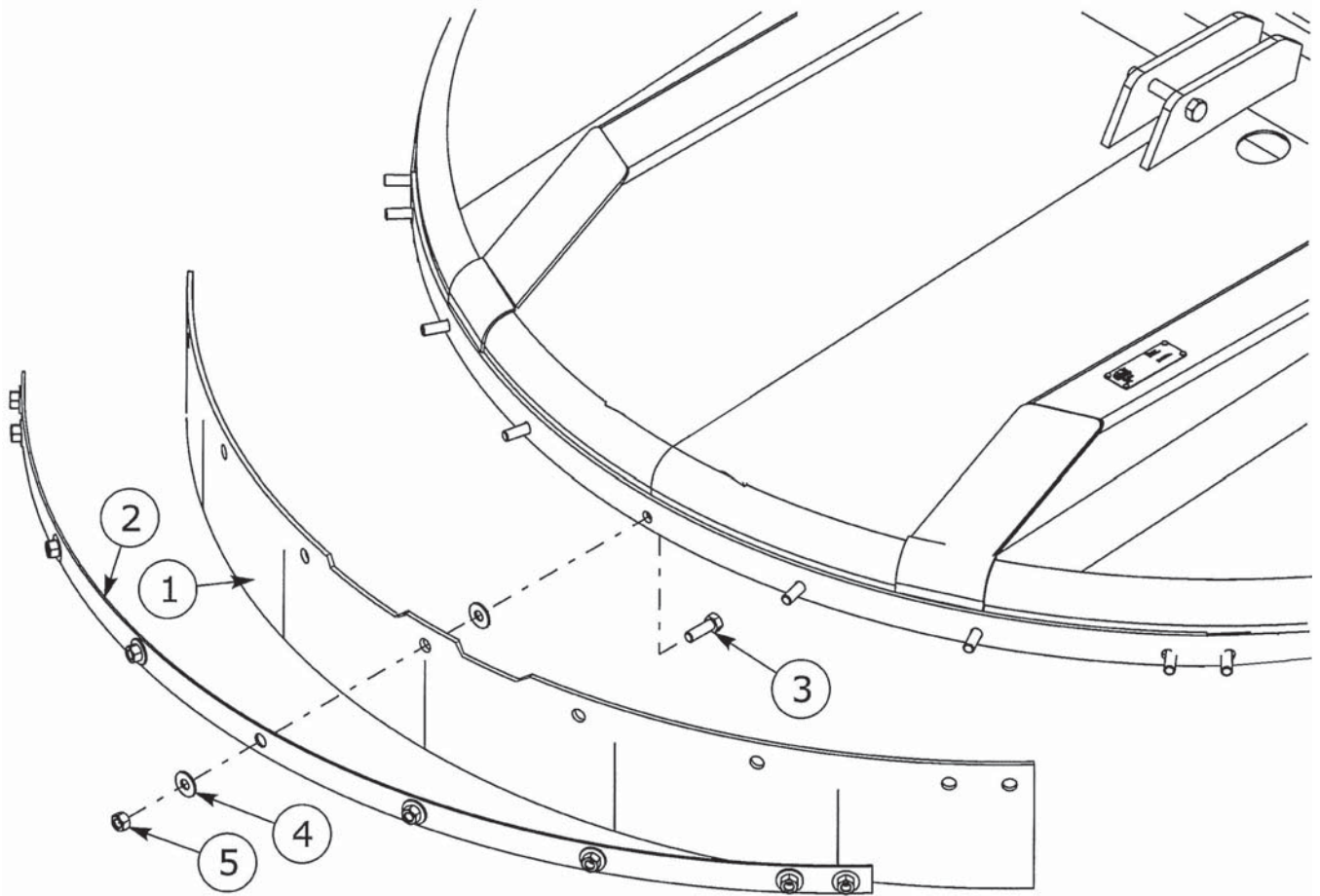
ITEM	PART NO.	QTY.	DESCRIPTION
1	00785249	1	ASY,REAR DOUBLE CG-284 & 484
2	00748823	9	HHCS 1/2-13UNC 1-1/2 PL5
3	00002700	18	FLATWASHER 1/2 PL STD
4	00001800	9	LOCKNUT TLM 1/2 NC PLB

DEFLECTOR ASSEMBLY - FRONT



ITEM	PART NO.	QTY.	DESCRIPTION
1	00780879	1	PANEL, FRONT RUBBER DEFLECTOR - 272
	00781039	1	PANEL, FRONT RUBBER DEFLECTOR - 260
	00781119	1	PANEL, FRONT DEFLECTOR - 284
2	00780881	1	FLAT, DEFLECTOR STRAP - 272
	00781041	1	FLAT, DEFLECTOR STRAP - 260
	00781144	1	FLAT, FRONT DEFLECTOR STRAP - 284
3	00748823	5	HHCS 1/2-13UNC 1-1/2 PL5 - 260 272
	00748823	7	HHCS 1/2-13UNC 1-1/2 PL5 - 284
4	00002700	5	FLATWASHER 1/2 PL STD - 260 272
	00002700	7	FLATWASHER 1/2 PL STD - 284

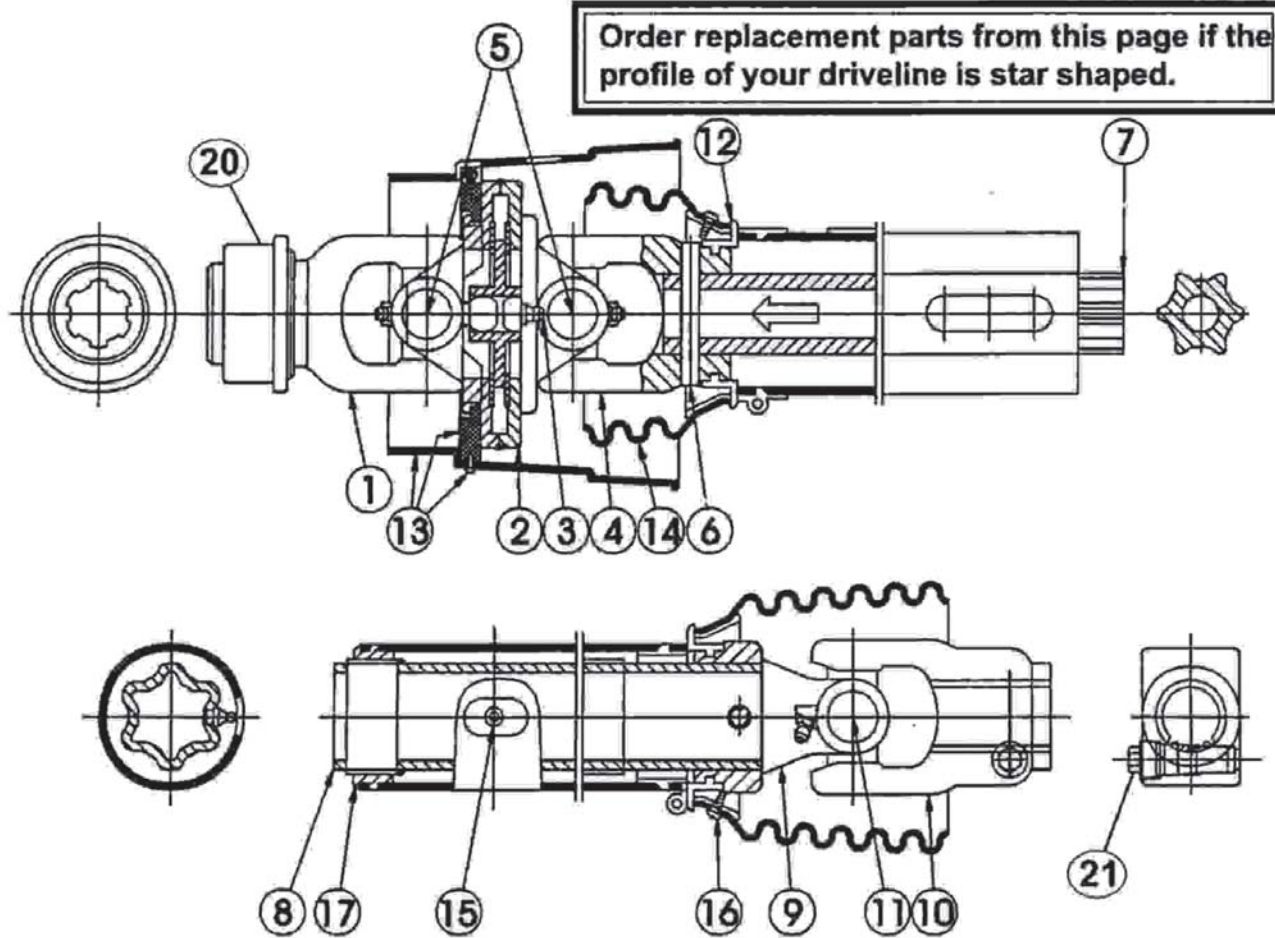
DEFLECTOR ASSEMBLY - REAR



ITEM	PART NO.	QTY.	DESCRIPTION
1	00781231	1	PANEL, REAR RUBBER DEFLECTOR - 272
	00781229	1	PANEL, REAR RUBBER DEFLECTOR - 260
	00781079	1	PANEL, REAR DEFLECTOR - 284
2	00781232	1	FLAT, REAR DEFLECTOR STRAP - 272
	00781230	1	FLAT, REAR DEFLECTOR STRAP - 260
	00781131	1	FLAT, REAR DEFLECTOR STRAP - 284
3	00748823	9	HHCS 1/2-13UNC 1-1/2 PL5 - 272 284
	00748823	7	HHCS 1/2-13UNC 1-1/2 PL5 260
4	00002700	18	FLATWASHER 1/2 PL STD - 272 284
	00002700	14	FLATWASHER 1/2 PL STD 260
5	00001800	9	LOCKNUT TLM 1/2 NC PLB- 272 284
	00001800	7	LOCKNUT TLM 1/2 NC PLB 260

BLANK INTENTIONALLY

DRIVELINE - 1-3/8 CV - 540



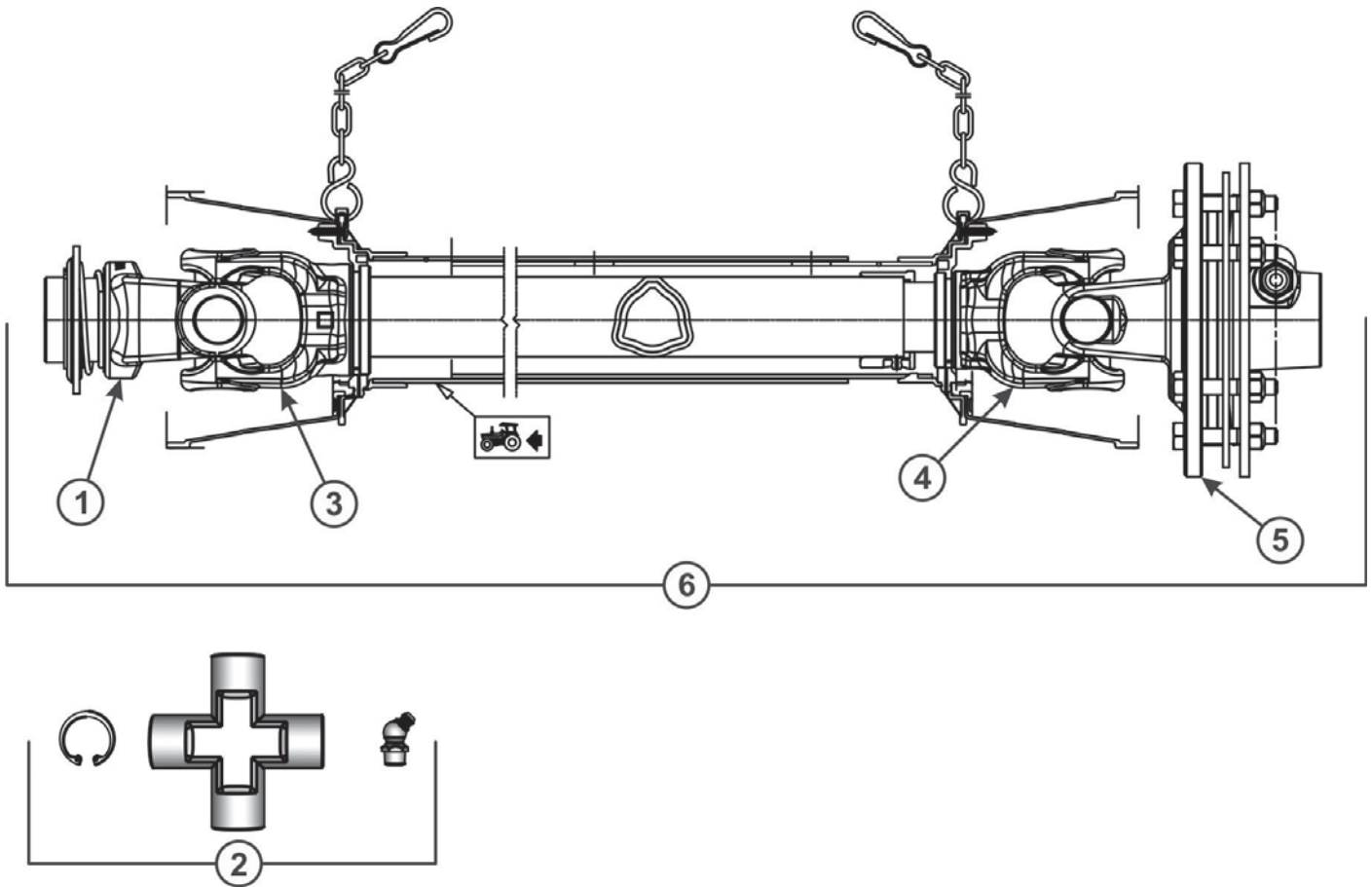
ITEM	PART NO.	QTY.	DESCRIPTION
	00775301	1	DRIVELINE 540 CV SR5 60 1/3/8
	00775304	1	SHIELD 540 RPM OUTER HALF
	00775305	1	SHIELD 540 RPM INNER HALF
1	8380	1	YOKE 1-3/8 6 SPLING COMP.
2	8381	1	DOUBLE YOKE
3	8382	1	FITTING, GRASE M8 X 1
4	00775309	1	YOKE INBOARD S4
5	8396	2	CROSS & BEARING KIT
6	0921000333	2	PIN-SPRING 10 X 80
7	00775380	1	INNER PROFILE S4GA
8	00775381	1	SLEEVE & PROFILE W.A.
9	00775310	1	YOKE INBOARD S5
10	00775311	1	YOKE 1-3/4-20 SPL CC
11	8388	1	CROSS & BEARING KIT
12	8393	1	BEARING RING
13	00763951	1	DRIVELINE- CV CONE BRG ASY

DRIVELINE - 1-3/8 CV - 540

Continued...

ITEM	PART NO.	QTY.	DESCRIPTION
14	8949	1	SHIELD CONE
15	1416601	1	ZERK
16	00759217	8	SCREW 1/2 LG END
17	8974	1	SUPPORT BEARING
18	00775303	1	DRIVELINE IMPLEMENT HALF CV
19	00775302	1	DRIVELINE TRACTOR HALF CV
20	00767953	1	YOKE.Q.D.KIT - METAL
21	00774208	1	LOCK ASY CC YOKE

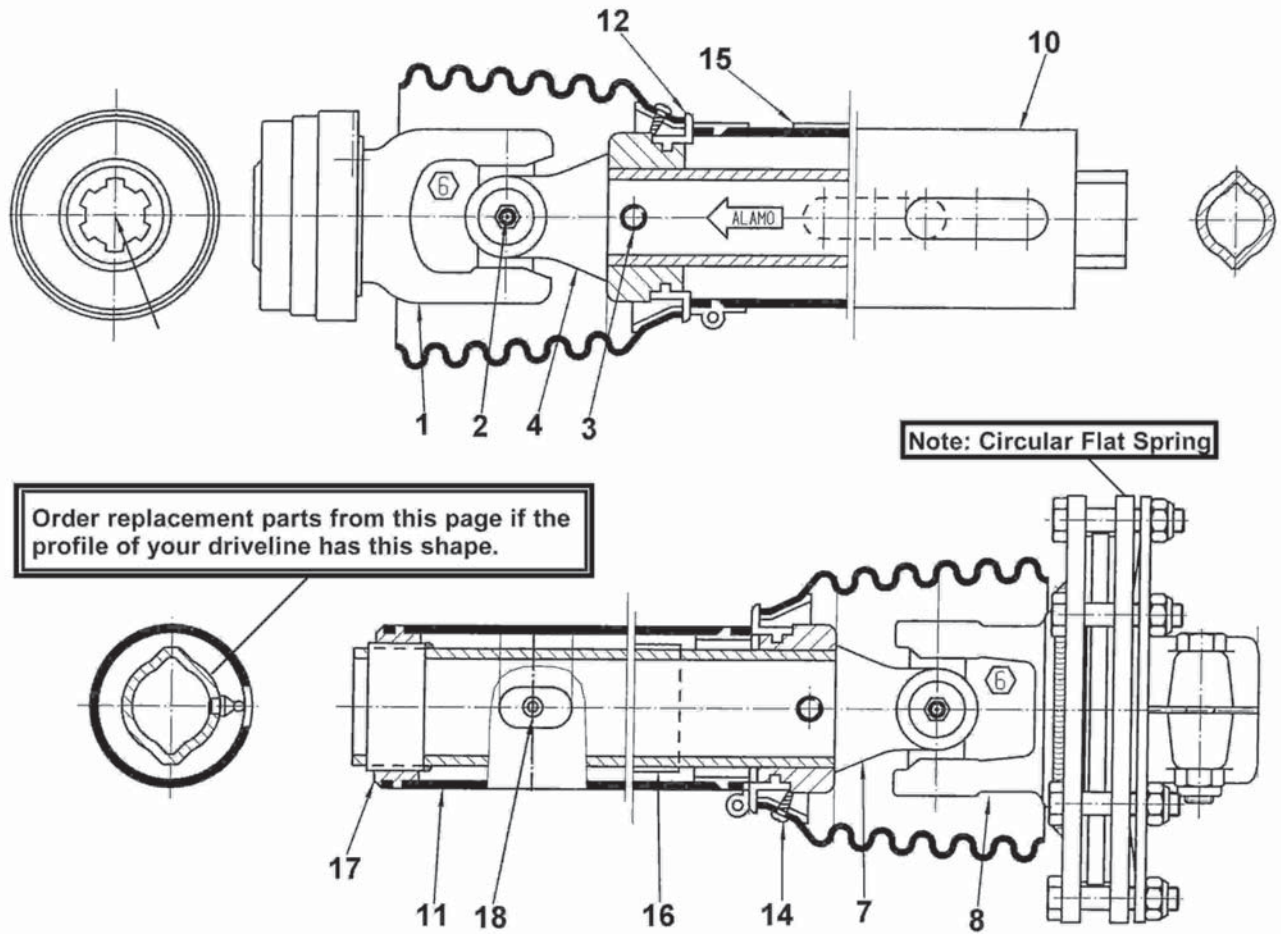
DRIVELINE ASSEMBLY - 00787474 1-3/8 6SPL (CURRENT LIFT)



ITEM	PART NO.	QTY.	DESCRIPTION
1	50050660	1	YOKE 1-3/8"-6 SPLINE BALL COLL
2	001450	2	KIT CROSS & BEARING
3	0921000165	1	YOKE, OUTER TUBE
4	66109	1	INNER TUBE YOKE
5	00787475	1	ASY, FRICTION CLUTCH
6	00787481	1	SHIELD, DRIVELINE - COMPLETE

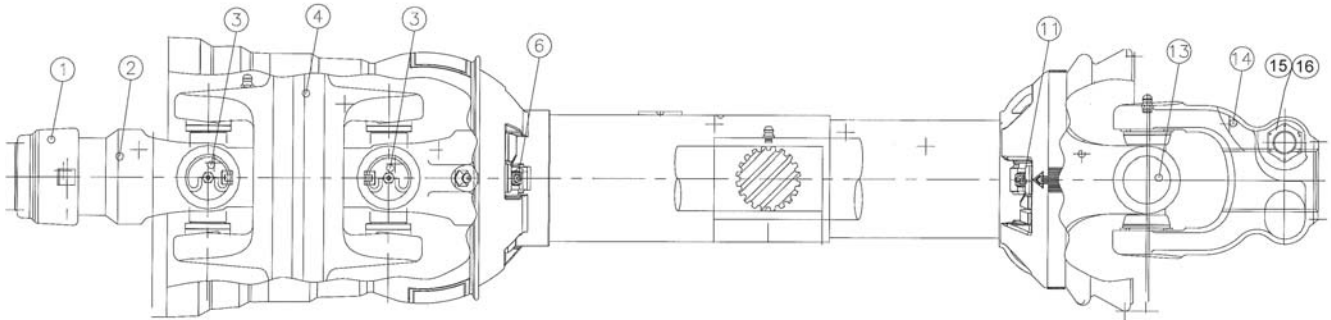
BLANK INTENTIONALLY

DRIVELINE ASSEMBLY 260/272/284 (LIFT)



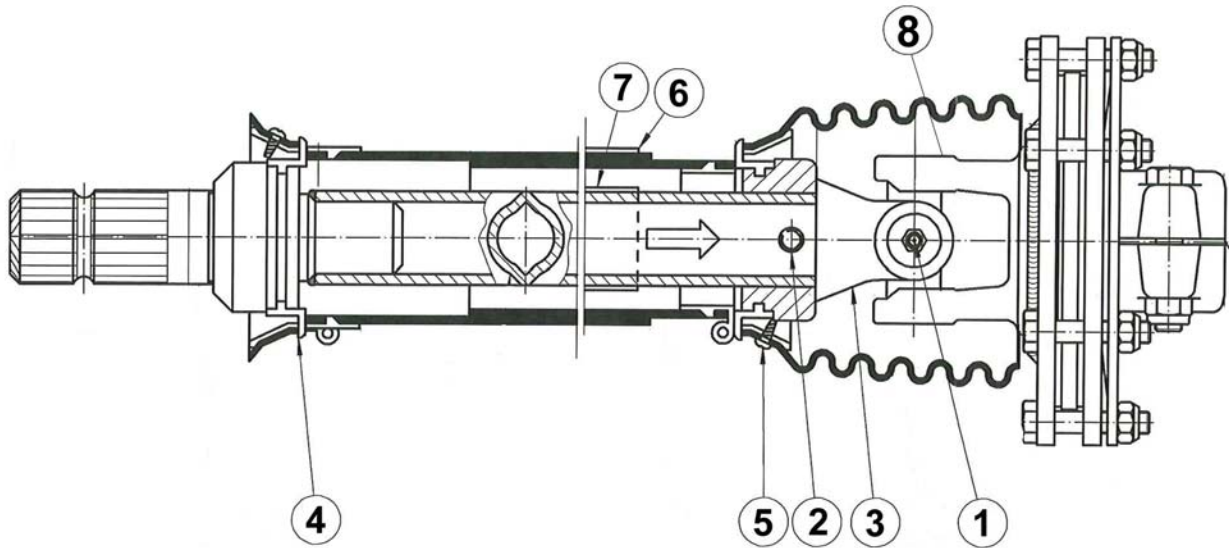
ITEM	PART NO.	QTY.	DESCRIPTION
	00781390	1	DRIVELINE CAT4 1-3/4-20 SPLINE
1	00779516	1	YOKE 1 3/8" -6 SPL
2	00779517	2	CROSS & BEARING KIT
3	00756934	2	PIN, ROLL 10 X 80
4	8982	1	YOKE INBOARD
7	8387	1	INBOARD YOKE
8	00779512	1	FRICITION CLUTCH
12	8393	2	BEARING RING
14	00759217	2	SCREW 1/2 LG # 8 PAN
15	00756005	1	DECAL-ROTATING DRIVELINE
16	00756004	1	DECAL-SHIELD MISSING
17	8974	1	SUPPORT BEARING
18	1416601	1	ZERK
	00779533	1	SHIELD KIT INCLUDES ITEMS 10, 11, 12, 14 & 15

DRIVELINE ASSEMBLY CV



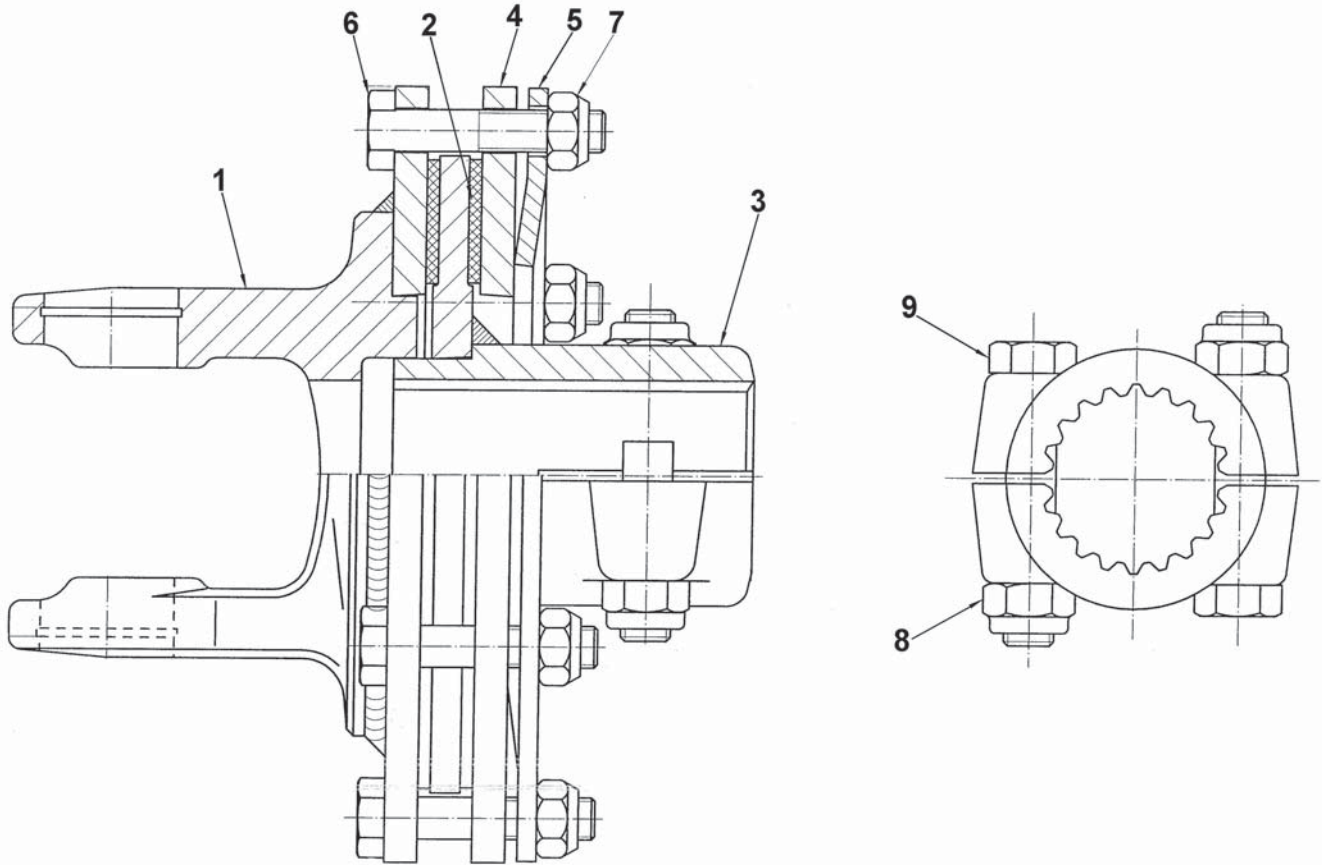
ITEM	PART NO.	QTY.	DESCRIPTION
	00779504	1	DRIVELINE ASSEMBLY CV
1	2716820	1	REPAIR KIT
2	00779522	1	ASY,SAFETY SLIDE LOCK YOKE
3	00779521	2	KIT,CROSS & BEARING
4	00779520	1	HOUSING,CENTER
6	00779051	1	GUARD REPAIR KIT (NOT SHOWN)
11	00780376	1	NYLON BEARING & KEEPER
13	00779519	1	KIT,CROSS & BEARING
14	00779518	1	YOKE
15	02956948	1	LOCKNUT 5/8 NC PLC
16	00765690	1	HHCS 5/8-11UNC 3LG GR8 PL
	00779523	1	ASY,JOINT & TUBE 1/2 W/GUARD
	00779524	1	ASY,JOINT & SHAFT 1/2 W/GUARD
	00779525	1	ASY,GUARD SET

DRIVELINE JACKSHAFT ASSEMBLY - 284



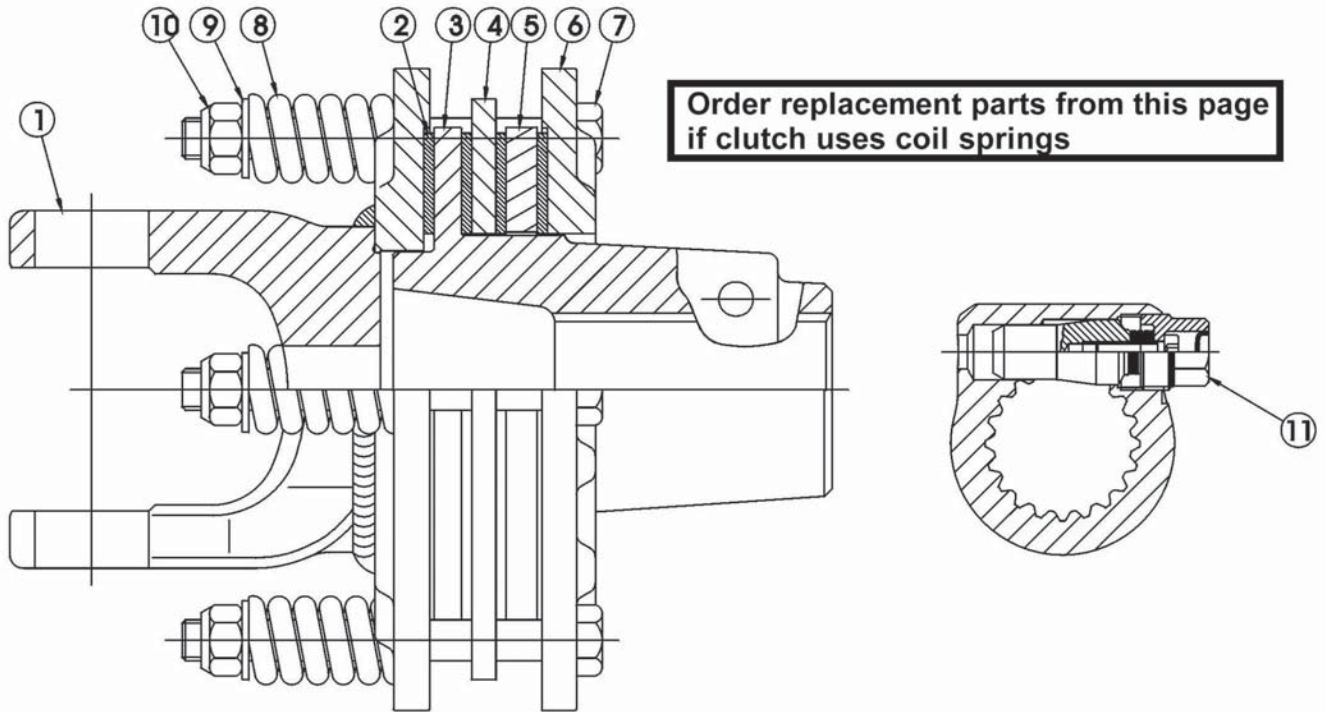
ITEM	PART NO.	QTY.	DESCRIPTION
	00785491	1	JACKSHAFT
1	00779517	1	CROSS & BEARING KIT
2	00756934	1	SPRING PIN 10 X 80
3	8982	1	INBOARD YOKE 1B
4	8393	2	BEARING RING SC25
5	00759217	2	SCREW- IN ITEM 7 & 8
6	00756005	1	DECAL OUT. -IN ITEM 9
7	00756004	1	DECAL INN. -IN ITEM 1
	00774208	1	CC LOCK ASSY - IN ITEM 6
8	00779512	1	CLUTCH

DRIVELINE SLIP CLUTCH ASSEMBLY 260/272/284



ITEM	PART NO.	QTY.	DESCRIPTION
	00779512	1	SLIP CLUTCH ASSEMBLY
1	00779511	1	FLANGE YOKE
2	00754202	2	RING,CLUTCH LINING
3	00775322	1	HUB 1 3/4-20 I.C.
4	00775323	1	PLATE, THRUST
5	00775324	1	SPRING, BELLEVILLE
6	61064C8	6	M10X1.5X50 GR.8.8 HEX CAPSCREW
7	00765961	6	NUT MET TLE 10MM-P1.5 PL
8	00772648	2	NUT,HEX TOP LOCK-M12 X 1.75
9	61076C8	2	M12X1.75X65 GR.8.8 HEX CAPSCRE

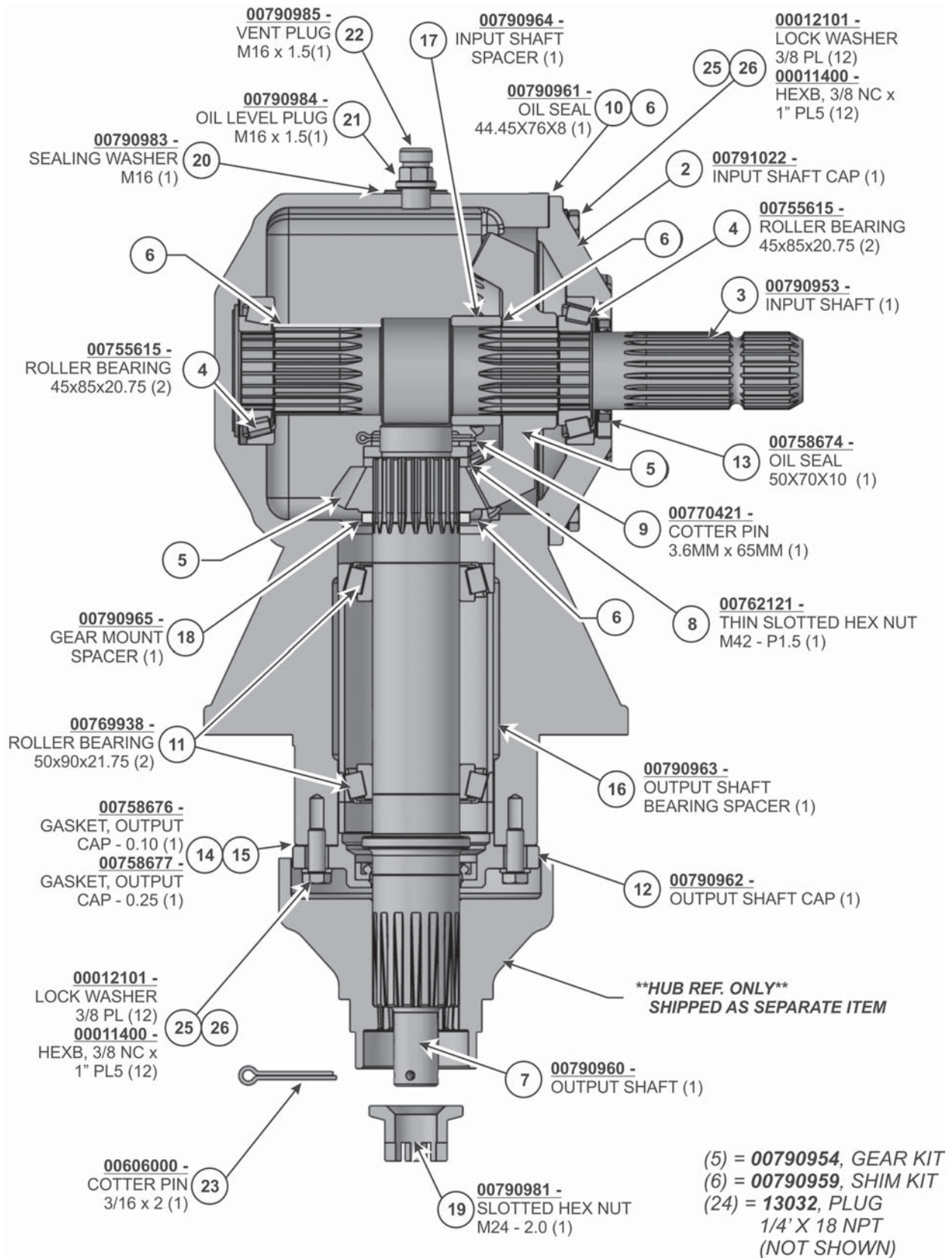
DRIVELINE SLIP CLUTCH ASSEMBLY CAT 5 284



ITEM	PART NO.	QTY.	DESCRIPTION
1	00775383	1	YOKE FLANGE
2	0921000462	4	DISK, CLUTCH 5-15/16X3-19/32X
3	00779366	1	HUB 1-3/4-20
4	00775335	1	DRIVE PLATE
5	00779365	1	DRIVE PLATE
6	00775337	1	THRUST PLATE
7	00775338	6	BOLT HEX M12 X P1.25 X 115M
8	00775339	6	COMPRESSION SPRING
9	00754566	6	LOCKWASHER, 12MM
10	00756164	6	NUT METRIC 12MM-P1.75 GR.8.8
11	00774208	1	LOCK ASY CC YOKE

BLANK INTENTIONALLY

GEARBOX ASSEMBLY - 00790987 S/N 20,070 - 29,999 (284)

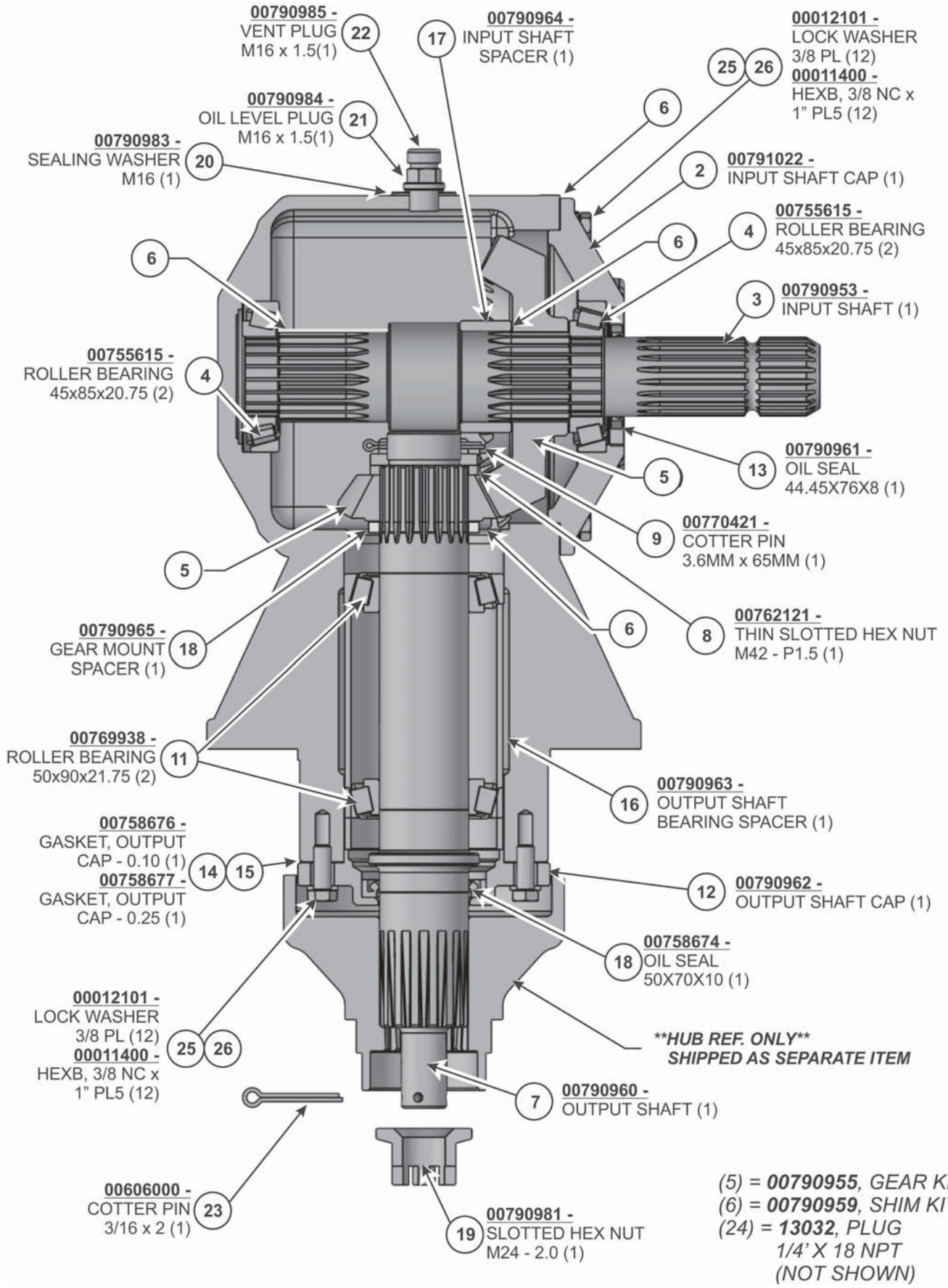


GEARBOX ASSEMBLY - 00790987 S/N 20,070 - 29,999 (284)

Continued...

ITEM	PART NO.	QTY.	DESCRIPTION
1	00790987	1	ASY, HD80 GEARBOX-1:1.21 NO-LUBE, ADJ TO INPUT SHAFT
2	00791022	1	CAP, INPUT SHAFT
3	00790953	1	SHAFT, INPUT - 20 SPLINE
4	00755615	2	BEARING, TAPERED ROLLER (45 X 85 X 20.75) 30209
5	00790954	1	KIT, HD80 1.21 GEAR
6	00790959	1	KIT, HD80 GEAR SHIM
7	00790960	1	SHAFT, OUTPUT
8	00762121	1	NUT, M42-1.5 SLOTTED HEX
9	00770421	1	PIN, COTTER 3.6 MM X 65 MM
10	00790961	1	SEAL, OIL 44.45 X 76 X 8
11	00769938	2	BEARING, TAPERED ROLLER (50X90X21.75) 30210
12	00790962	1	CAP, OUTPUT SHAFT
13	00758674	1	SEAL, OIL 50 X 70 X 10
14	00758676	1	GASKET, OUTPUT CAP .10 MM
15	00758677	1	GASKET, OUTPUT CAP .25 MM
16	00790963	1	SPACER, OUTPUT SHAFT BEARING
17	00790964	1	SPACER, INPUT SHAFT
18	00790965	1	SPACER, GEAR MOUNT
19	00790981	1	NUT, M24-2.0 SLOTTED FLG HEX
20	00790983	2	WASHER, SEALING M16
21	00790984	1	PLUG, LEVEL M16-1.5
22	00790985	1	PLUG, VENT M16-1.5
23	00606000	1	PIN, COTTER 3/16 X2"
24	13032	1	PLUG, SOCKET HEAD 1/4" X 18 NPT
25	00012101	12	WASHER, LOCK 3/8 PL
26	00011400	12	HEXB, 3/8" NC X 1 PL5

GEARBOX ASSEMBLY - 00790989 S/N 23,026 - 29,999 (272)

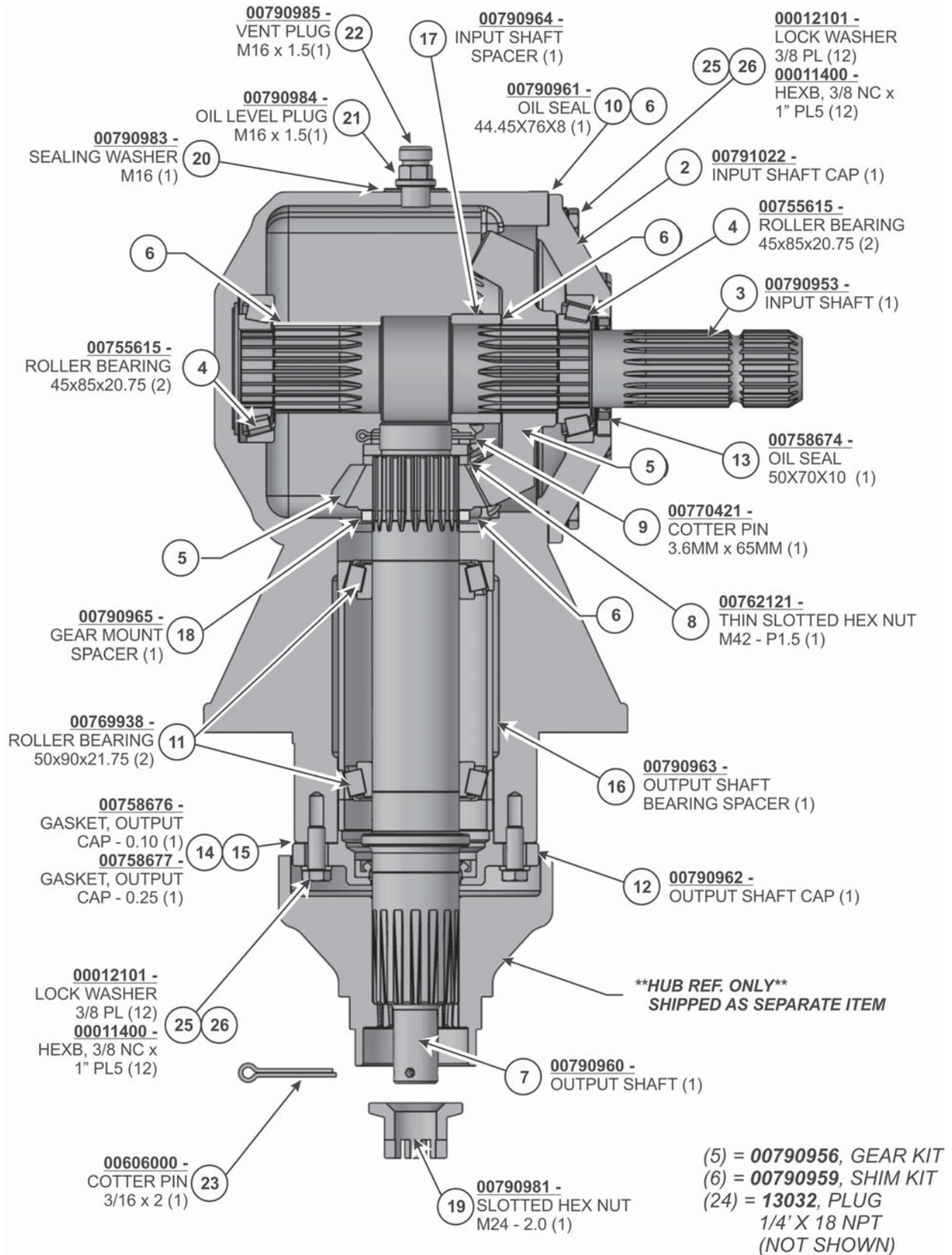


GEARBOX ASSEMBLY - 00790989 S/N 23,026 - 29,999 (272)

Continued...

ITEM	PART NO.	QTY.	DESCRIPTION
1	00790987	1	ASY, HD80 GEARBOX-1:1.21 NO-LUBE, ADJ TO INPUT SHAFT
2	00791022	1	CAP, INPUT SHAFT
3	00790953	1	SHAFT, INPUT - 20 SPLINE
4	00755615	2	BEARING, TAPERED ROLLER (45 X 85 X 20.75) 30209
5	00790955	1	KIT, HD80 1.21 GEAR
6	00790959	1	KIT, HD80 GEAR SHIM
7	00790960	1	SHAFT, OUTPUT
8	00762121	1	NUT, M42-1.5 SLOTTED HEX
9	00770421	1	PIN, COTTER 3.6 MM X 65 MM
10	00790961	1	SEAL, OIL 44.45 X 76 X 8
11	00769938	2	BEARING, TAPERED ROLLER (50X90X21.75) 30210
12	00790962	1	CAP, OUTPUT SHAFT
13	00758674	1	SEAL, OIL 50 X 70 X 10
14	00758676	1	GASKET, OUTPUT CAP .10 MM
15	00758677	1	GASKET, OUTPUT CAP .25 MM
16	00790963	1	SPACER, OUTPUT SHAFT BEARING
17	00790964	1	SPACER, INPUT SHAFT
18	00790965	1	SPACER, GEAR MOUNT
19	00790981	1	NUT, M24-2.0 SLOTTED FLG HEX
20	00790983	2	WASHER, SEALING M16
21	00790984	1	PLUG, LEVEL M16-1.5
22	00790985	1	PLUG, VENT M16-1.5
23	00606000	1	PIN, COTTER 3/16 X2"
24	13032	1	PLUG, SOCKET HEAD 1/4" X 18 NPT
25	00012101	12	WASHER, LOCK 3/8 PL
26	00011400	12	HEXB, 3/8" NC X 1 PL5

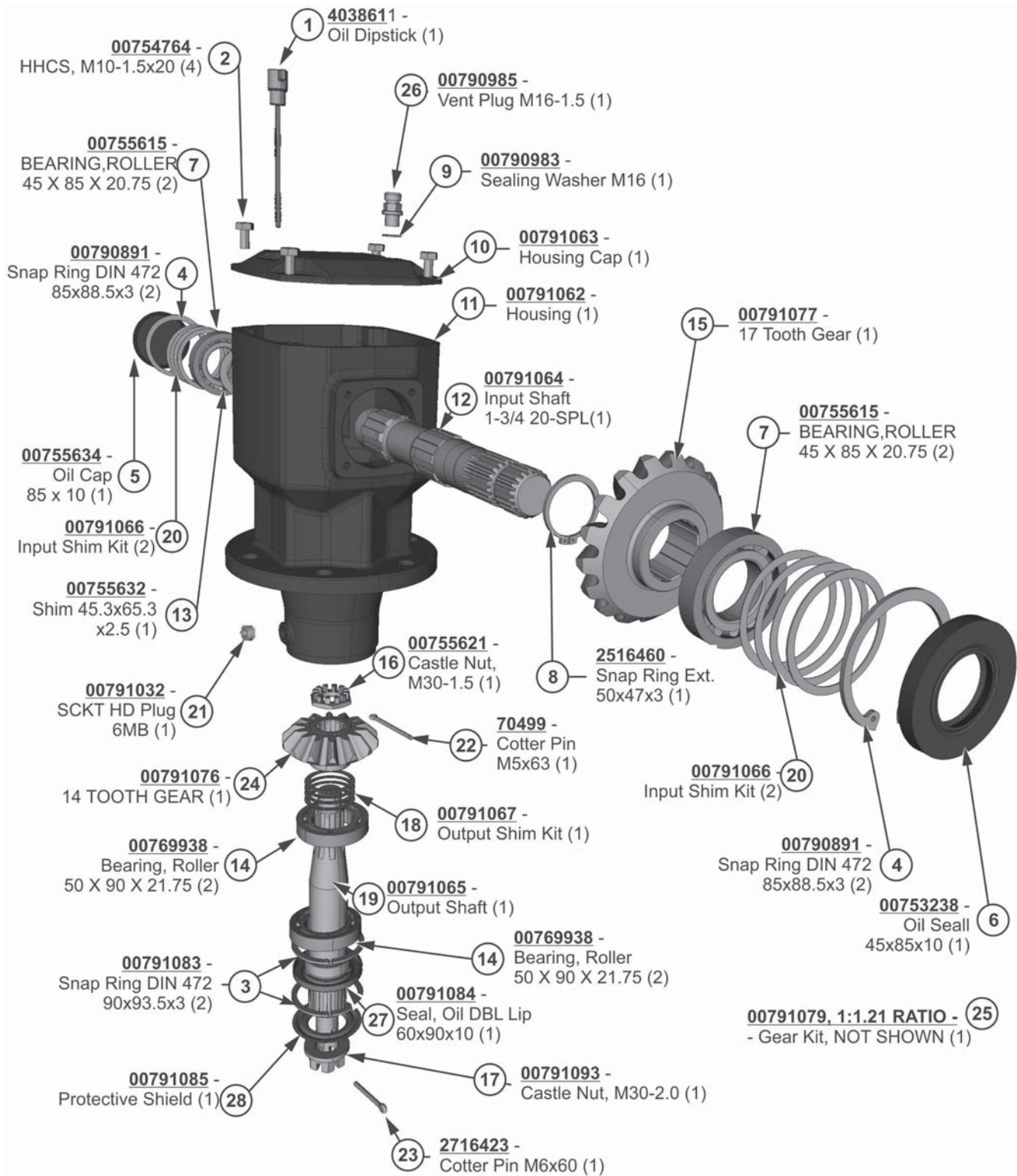
GEARBOX ASSEMBLY - 00790990 S/N 20564 - 29999 (260)



GEARBOX ASSEMBLY - 00790990 S/N 20564 - 29999 (260)**Continued...**

ITEM	PART NO.	QTY.	DESCRIPTION
1	00790987	1	ASY, HD80 GEARBOX-1:1.21 NO-LUBE, ADJ TO INPUT SHAFT
2	00791022	1	CAP, INPUT SHAFT
3	00790953	1	SHAFT, INPUT - 20 SPLINE
4	00755615	2	BEARING, TAPERED ROLLER (45 X 85 X 20.75) 30209
5	00790956	1	KIT, HD80 1.21 GEAR
6	00790959	1	KIT, HD80 GEAR SHIM
7	00790960	1	SHAFT, OUTPUT
8	00762121	1	NUT, M42-1.5 SLOTTED HEX
9	00770421	1	PIN, COTTER 3.6 MM X 65 MM
10	00790961	1	SEAL, OIL 44.45 X 76 X 8
11	00769938	2	BEARING, TAPERED ROLLER (50X90X21.75) 30210
12	00790962	1	CAP, OUTPUT SHAFT
13	00758674	1	SEAL, OIL 50 X 70 X 10
14	00758676	1	GASKET, OUTPUT CAP .10 MM
15	00758677	1	GASKET, OUTPUT CAP .25 MM
16	00790963	1	SPACER, OUTPUT SHAFT BEARING
17	00790964	1	SPACER, INPUT SHAFT
18	00790965	1	SPACER, GEAR MOUNT
19	00790981	1	NUT, M24-2.0 SLOTTED FLG HEX
20	00790983	2	WASHER, SEALING M16
21	00790984	1	PLUG, LEVEL M16-1.5
22	00790985	1	PLUG, VENT M16-1.5
23	00606000	1	PIN, COTTER 3/16 X2"
24	13032	1	PLUG, SOCKET HEAD 1/4" X 18 NPT
25	00012101	12	WASHER, LOCK 3/8 PL
26	00011400	12	HEXB, 3/8" NC X 1 PL5

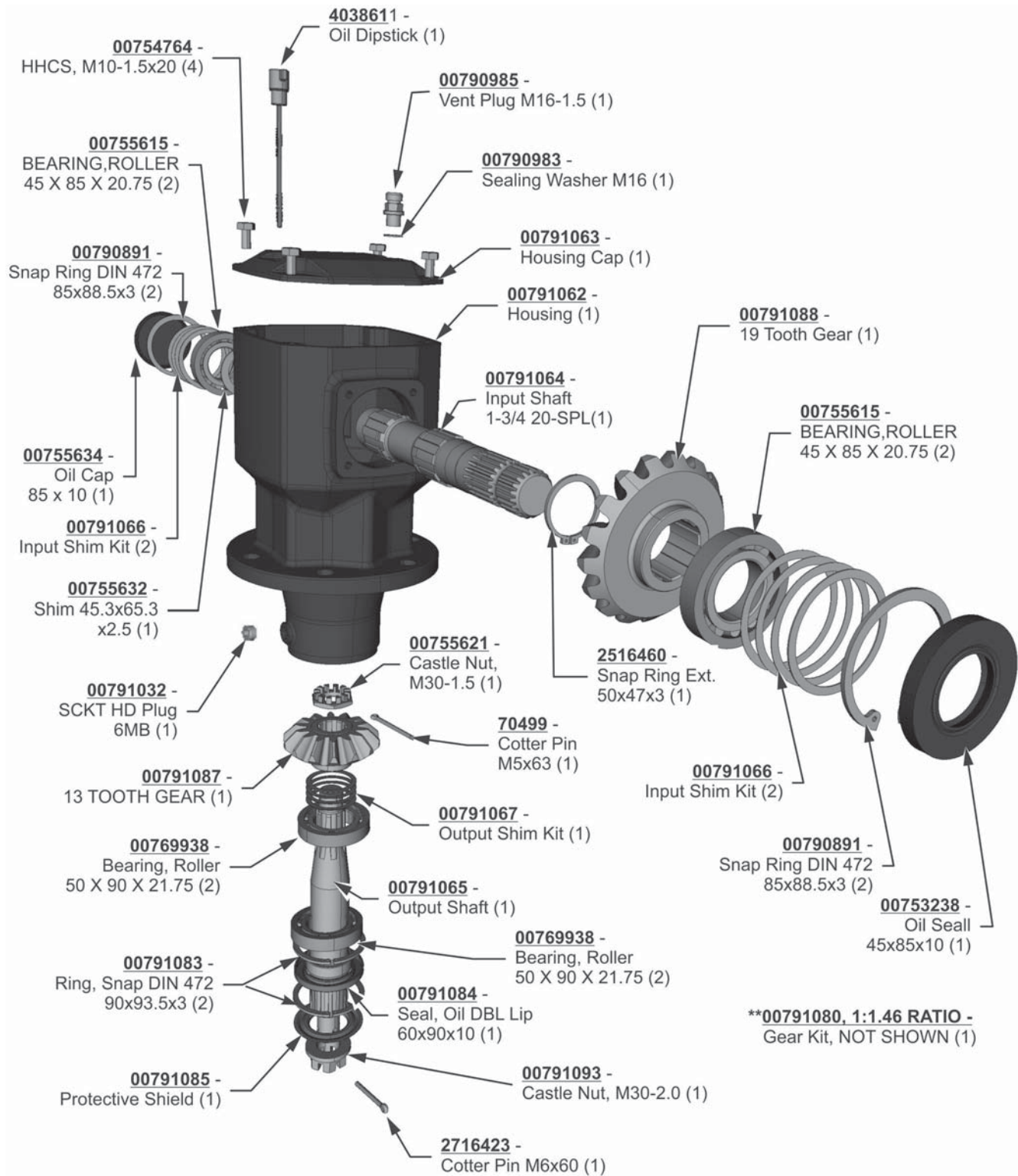
GEARBOX ASSEMBLY - 00791057 S/N 30,000 - CURRENT (284)



GEARBOX ASSEMBLY - 00791057 S/N 30,000 - CURRENT (284)

ITEM	PART NO.	QTY.	DESCRIPTION
1	4038611	1	OIL DIPSTICK
2	00754764	4	HHCS, M10-1.5X20
3	00791083	2	SNAP RING DIN 472 90X93.5X3
4	00790891	2	SNAP RING DIN 472 85X88.5X3 OIL
5	00755634	1	CAP 85 X 10
6	00753238	1	OIL SEAL 45X85X10
7	00755615	2	BEARING,ROLLER 45 X 85 X 20.75
8	2516460	1	SNAP RING EXT. 50X47X3
9	00790983	1	SEALING WASHER M16 HOUSING
10	00791063	1	CAP
11	00791062	1	HOUSING
12	00791064	1	INPUT SHAFT 1-3/4 20-SPL
13	00755632	1	SHIM 45.3X65.3X2.5
14	00769938	2	BEARING, ROLLER 50 X 90 X 21.75
15	00791077	1	17 TOOTH GEAR
16	00755621	1	CASTLE NUT, M30-1.5
17	00791093	1	CASTLE NUT, M30-2.0
18	00791067	1	OUTPUT SHIM KIT
19	00791065	1	OUTPUT SHAFT
20	00791066	2	INPUT SHIM KIT
21	00791032	1	SCKT HD PLUG 6MB
22	70499	1	COTTER PIN M5X63 (1)
23	2716423	1	COTTER PIN M6X60
24	00791076	1	14 TOOTH GEAR
25	00791079	1	GEAR KIT, NOT SHOWN
26	00790985	1	VENT PLUG M16-1.5
27	00791084	1	SEAL, OIL DBL LIP 60X90X10
28	00791085	1	PROTECTIVE SHIELD

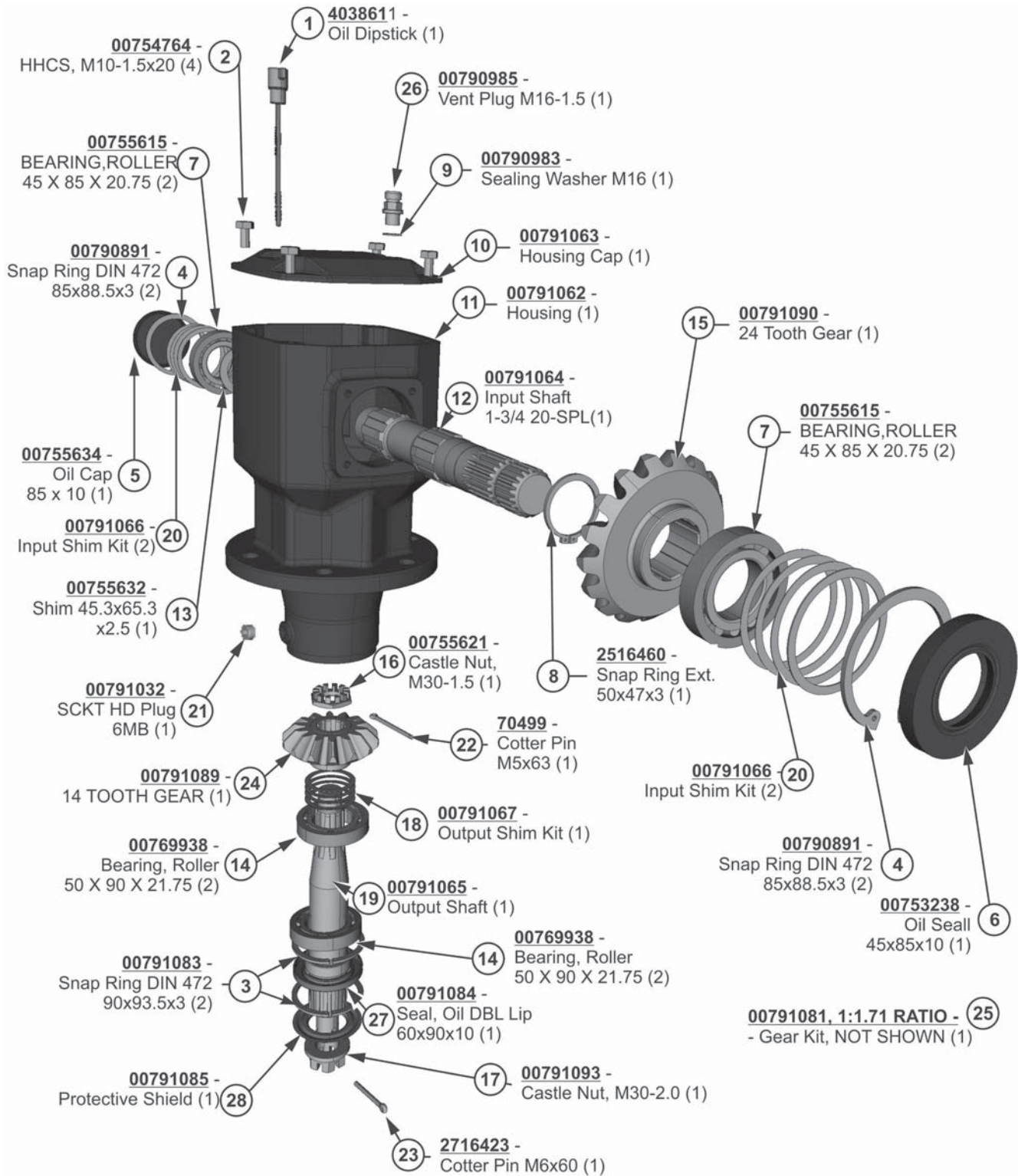
GEARBOX ASSEMBLY - 00791059 S/N 30,000-CURRENT (272)



GEARBOX ASSEMBLY - 00791059 S/N 30,000-CURRENT (272)

ITEM	PART NO.	QTY.	DESCRIPTION
1	4038611	1	OIL DIPSTICK
2	00754764	4	HHCS, M10-1.5X20
3	00791083	2	SNAP RING DIN 472 90X93.5X3
4	00790891	2	SNAP RING DIN 472 85X88.5X3 OIL
5	00755634	1	CAP 85 X 10
6	00753238	1	OIL SEAL 45X85X10
7	00755615	2	BEARING,ROLLER 45 X 85 X 20.75
8	2516460	1	SNAP RING EXT. 50X47X3
9	00790983	1	SEALING WASHER M16 HOUSING
10	00791063	1	CAP
11	00791062	1	HOUSING
12	00791064	1	INPUT SHAFT 1-3/4 20-SPL
13	00755632	1	SHIM 45.3X65.3X2.5
14	00769938	2	BEARING, ROLLER 50 X 90 X 21.75
15	00791088	1	19 TOOTH GEAR
16	00755621	1	CASTLE NUT, M30-1.5
17	00791093	1	CASTLE NUT, M30-2.0
18	00791067	1	OUTPUT SHIM KIT
19	00791065	1	OUTPUT SHAFT
20	00791066	2	INPUT SHIM KIT
21	00791032	1	SCKT HD PLUG 6MB
22	70499	1	COTTER PIN M5X63 (1)
23	2716423	1	COTTER PIN M6X60
24	00791087	1	13 TOOTH GEAR
25	00791079	1	GEAR KIT, NOT SHOWN
26	00790985	1	VENT PLUG M16-1.5
27	00791084	1	SEAL, OIL DBL LIP 60X90X10 (1)
28	00791085	1	PROTECTIVE SHIELD

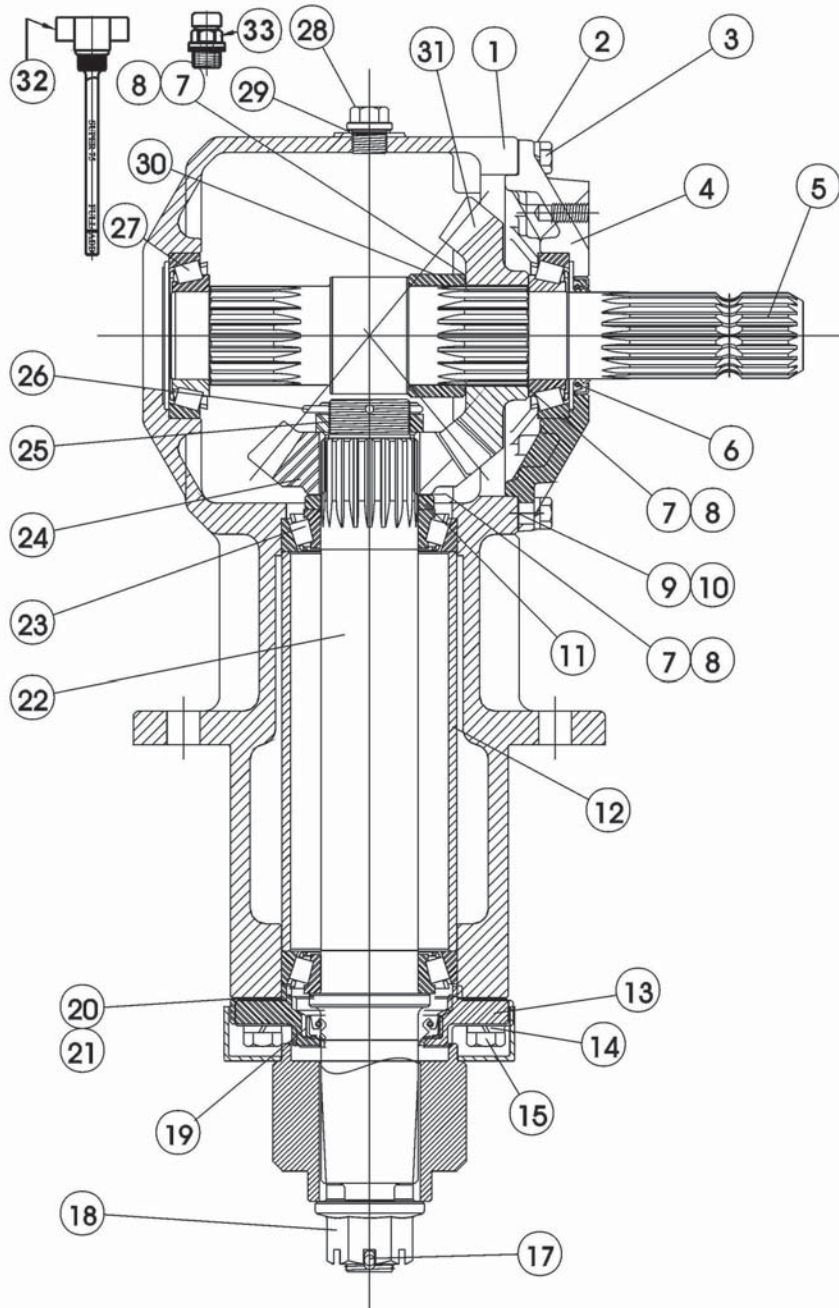
GEARBOX ASSEMBLY - 00791060 S/N 30000 - CURRENT (260)



GEARBOX ASSEMBLY - 00791060 S/N 30000 - CURRENT (260)

ITEM	PART NO.	QTY.	DESCRIPTION
1	4038611	1	OIL DIPSTICK
2	00754764	4	HHCS, M10-1.5X20
3	00791083	2	SNAP RING DIN 472 90X93.5X3
4	00790891	2	SNAP RING DIN 472 85X88.5X3 OIL
5	00755634	1	CAP 85 X 10
6	00753238	1	OIL SEAL 45X85X10
7	00755615	2	BEARING,ROLLER 45 X 85 X 20.75
8	2516460	1	SNAP RING EXT. 50X47X3
9	00790983	1	SEALING WASHER M16 HOUSING
10	00791063	1	CAP
11	00791062	1	HOUSING
12	00791064	1	INPUT SHAFT 1-3/4 20-SPL
13	00755632	1	SHIM 45.3X65.3X2.5
14	00769938	2	BEARING, ROLLER 50 X 90 X 21.75
15	0079109077	1	24 TOOTH GEAR
16	00755621	1	CASTLE NUT, M30-1.5
17	00791093	1	CASTLE NUT, M30-2.0
18	00791067	1	OUTPUT SHIM KIT
19	00791065	1	OUTPUT SHAFT
20	00791066	2	INPUT SHIM KIT
21	00791032	1	SCKT HD PLUG 6MB
22	70499	1	COTTER PIN M5X63 (1)
23	2716423	1	COTTER PIN M6X60
24	00791089	1	14 TOOTH GEAR
25	00791079	1	GEAR KIT, NOT SHOWN
26	00790985	1	VENT PLUG M16-1.5
27	00791084	1	SEAL, OIL DBL LIP 60X90X10 (1)
28	00791085	1	PROTECTIVE SHIELD

GEARBOX ASSEMBLY 260 - S#10290-BELOW & 272 - S# 11616-BELOW

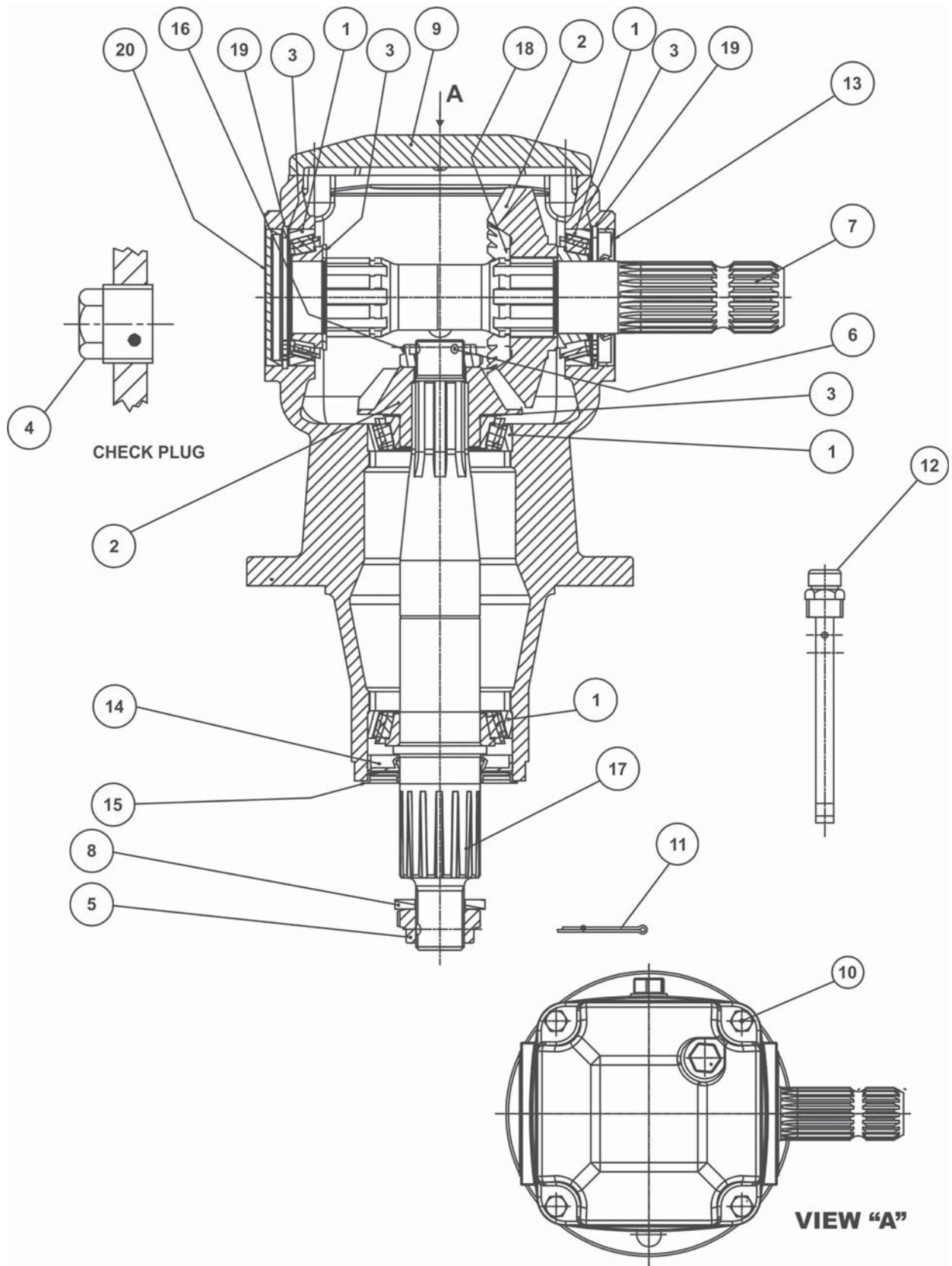


GEARBOX ASSEMBLY 260 - S#10290-BELOW & 272 - S# 11616-BELOW

Continued...

ITEM	PART NO.	QTY.	DESCRIPTION
	00780880P	1	ASY,GEARBOX, SUPER 75 1:1.6 SU
1	00781380	1	HOUSING 75 SERIES E.O.
2	00755954	8	LOCKWASHER M10
3	00758659	8	HEXB METRIC 10-P1.5 - 32 MM PL5
4	00758664	1	CAP, INPUT IEG 20-001
5	00758689	1	SHAFT, INPUT
6	00758653	1	SEAL 1-3/4ID X 2.378OD
7	00758667	1	SHIM .012 X 2.44 O.D.
8	00758668	1	SHIM,0.020 2.44 O.D.
9	00758646	1	SHIM, ADJUSTMENT - .004"
10	00758647	1	SHIM, ADJUSTMENT - .010"
11	00759977	1	SPACER GEAR MOUNT I
12	00781381	1	OUTPUT SPACER
13	00758663	1	CAP,OUTPUT IEG #20-002
14	00758672	4	LOCKWASHER, M12 IEG 07-002
15	02959661	4	HEXB, M12-P1.75 X 35 MM PL8.8
17	00606000	1	PIN,COTTER 3/16 X 2
18	00758692	1	NUT SLOTTED HEX FLG 1-14 UNS PL
19	00758674	1	SEAL,OUTPUT SHAFT 50
20	00758676	1	GASKET, .004 OR .1M
21	00758677	1	GASKET, .010 OR .25
22	00781382	1	OUTPUT SHAFT
23	00769938	2	BEARING #30210
24	00758698	1	GEAR,15 TOOTH
25	00762121	1	NUT,HEX THIN SLOTTED
26	00026200	1	PIN,COTTER 5/32 X 1-1/2
27	00755615	2	BEARING
28	00770737	2	LEVEL PLUG M18 X 1.5
29	00769321	3	WASHER,SEALING,17.8M
30	00758657	1	SPACER,INPUT SHAFT
31	00758701	1	GEAR,24 TOOTH
32	00778907	1	ASY,DIP STICK
33	00762114	1	PLUG,VENT W/WASHER 18M-P1.5

GEARBOX ASSEMBLY 260 S#10291-10563 & 272 S# 11617-13025

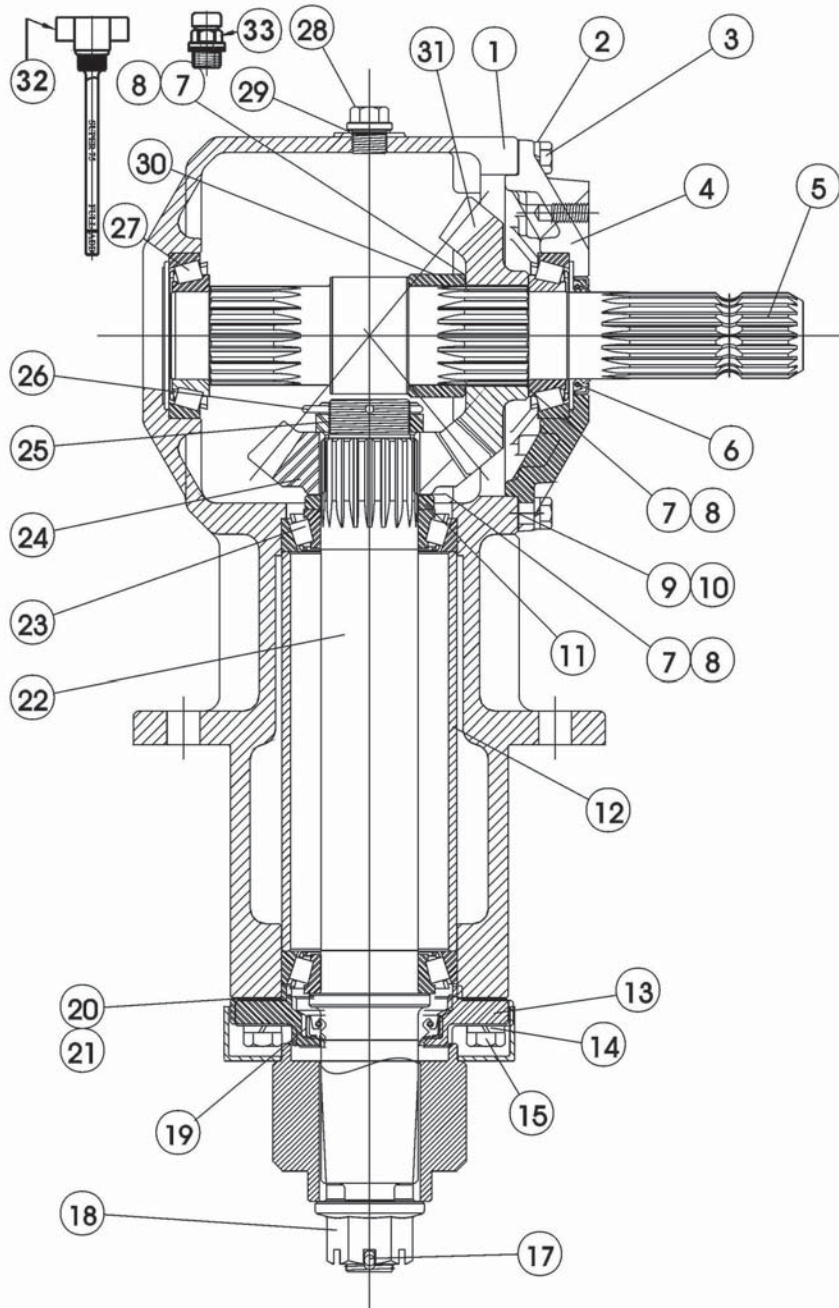


GEARBOX ASSEMBLY 260 S#10291-10563 & 272 S# 11617-13025

Continued...

ITEM	PART NO.	QTY.	DESCRIPTION
	00785788	1	ASY,GEARBOX - NON-LUBED - GIF(GEAR IN FRONT), 1:1.50 RATIO,1-3/4-20 SPLINE
1	00786292	1	KIT,ROLLER BEARING
2	00786293	1	KIT,GEAR SET
3	00786294	1	KIT, SHIM
4	00755633	1	PLUG,SOLID GAS - 3/8"
5	00755624	1	NUT,CASTLE - M30 X 2.0
6	70499	1	PIN,COTTER - B5 X 60
7	00786287	1	SHAFT,INPUT - 1-3/4-20 SPL.
8	00755623	1	WASHER,BOLT - 31 X 56 X 6
9	00786305	1	COVER,GEAR BOX
10	00754764	4	HEXB M10 X 1.25 X 20 PL.8.8
11	2716423	1	PIN,COTTER B6 X 60
12	00758484	1	DIPSTICK VENT PLUG 1/2" - FILL
13	00786291	1	INPUT SEAL
14	00755627	1	OUTPUT SEAL
15	00755626	1	PROTECTIVE SHIELD
16	00755621	1	NUT,CASTLE - M30 X 1.5
17	00786288	1	SHAFT,OUTPUT
18	2516460	1	SNAP RING
19	00755618	2	SNAP RING
20	00755634	1	OIL CAP 85X10

GEARBOX ASSEMBLY 284 - S/N 10625 AND BELOW

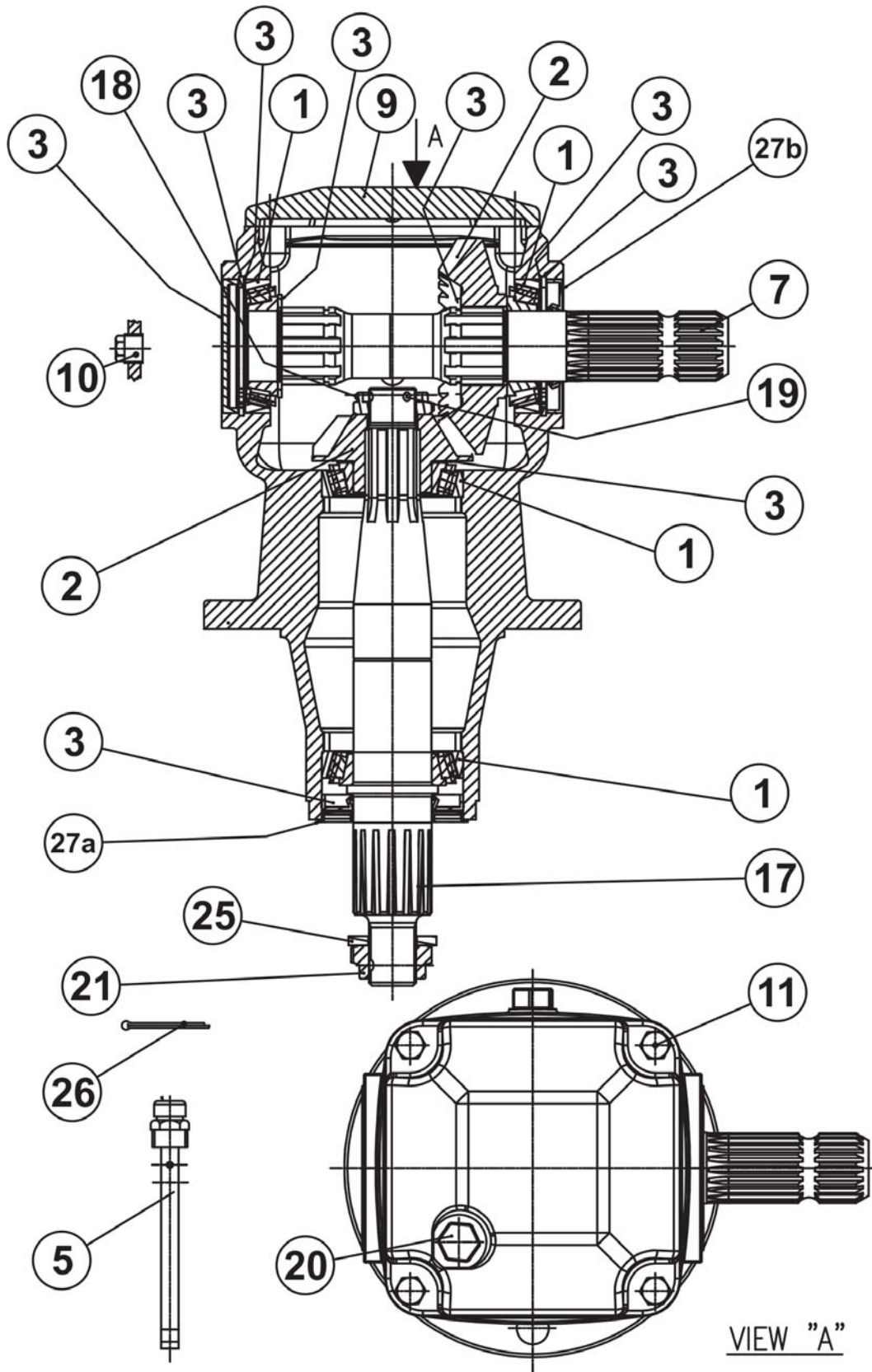


GEARBOX ASSEMBLY 284 - S/N 10625 AND BELOW

Continued...

ITEM	PART NO.	QTY.	DESCRIPTION
	00781080P	1	GEARBOX ASSEMBLY
1	00781380	1	HOUSING 75 SERIES E.O.
2	00755954	1	LOCKWASHER M10 SPRING
3	00758859	8	M10 X 1.5 X 30 HEX HEAD SCREW
4	00758664	1	CAP, INPUT IEG 20-001
5	00758689	1	SHAFT, INPUT
6	00758653	1	SEAL 1-3/4ID X 2.378OD
7	00758667	1	SHIM .012 2.44 O.D.
8	00758668	1	SHIM,0.020 2.44 O.D.
9	00758646	1	SHIM, ADJUSTMENT - .004
10	00758647	1	SHIM, ADJUSTMENT - .010
11	00759977	1	SPACER GEAR MOUNT I
12	00781381	1	OUTPUT SPACER
13	00758663	1	CAP,OUTPUT IEG #20-002
14	00758672	4	LOCKWASHER, M12 IEG 07-002
15	02959661	4	HEXB, M12-P1.75 X 35 MM PL8.8
17	00606000	1	COTTER PIN 3/16" X 2"
18	00758692	1	NUT SLOTTED HEX FLG 1-14 UNS PL
19	00758674	1	OUTPUT OIL SEAL
20	00758676	1	GASKET, .004 OR .1M
21	00758677	1	GASKET, .010 OR .25
22	00781382	1	OUTPUT SHAFT
23	00769938	1	BEARING #30210
24	00781088	1	GEAR, 16 TOOTH PINION
25	00762121	1	NUT, HEX, THIN SLOTTED
26	00026200	1	PIN,COTTER 5/32 X 1-1/2
27	00755615	1	BEARING #30209
28	00770737	1	LEVEL PLUG M 18 X 1.5
29	00769321	1	WASHER, SEALING
30	00758657	1	SPACER, INPUT SHAFT
31	00781089	1	GEAR, 22 TOOTH
32	00778907	1	ASSY-DIPSTICK FOR SUPER 75 GBS
33	00762114	1	PLUG,VENT, 18M-P1.5 5PSI

GEARBOX ASSEMBLY 284 - S/N 10626 - 11186

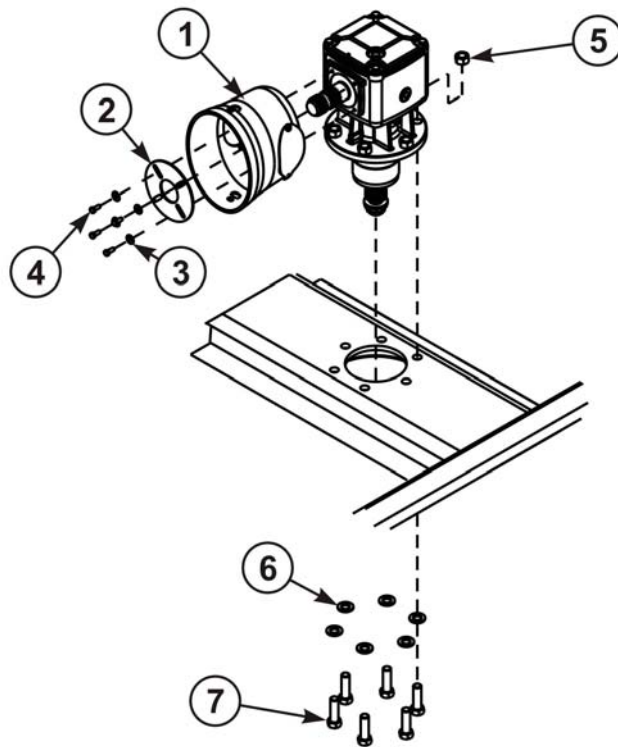


GEARBOX ASSEMBLY 284 - S/N 10626 - 11186

Continued...

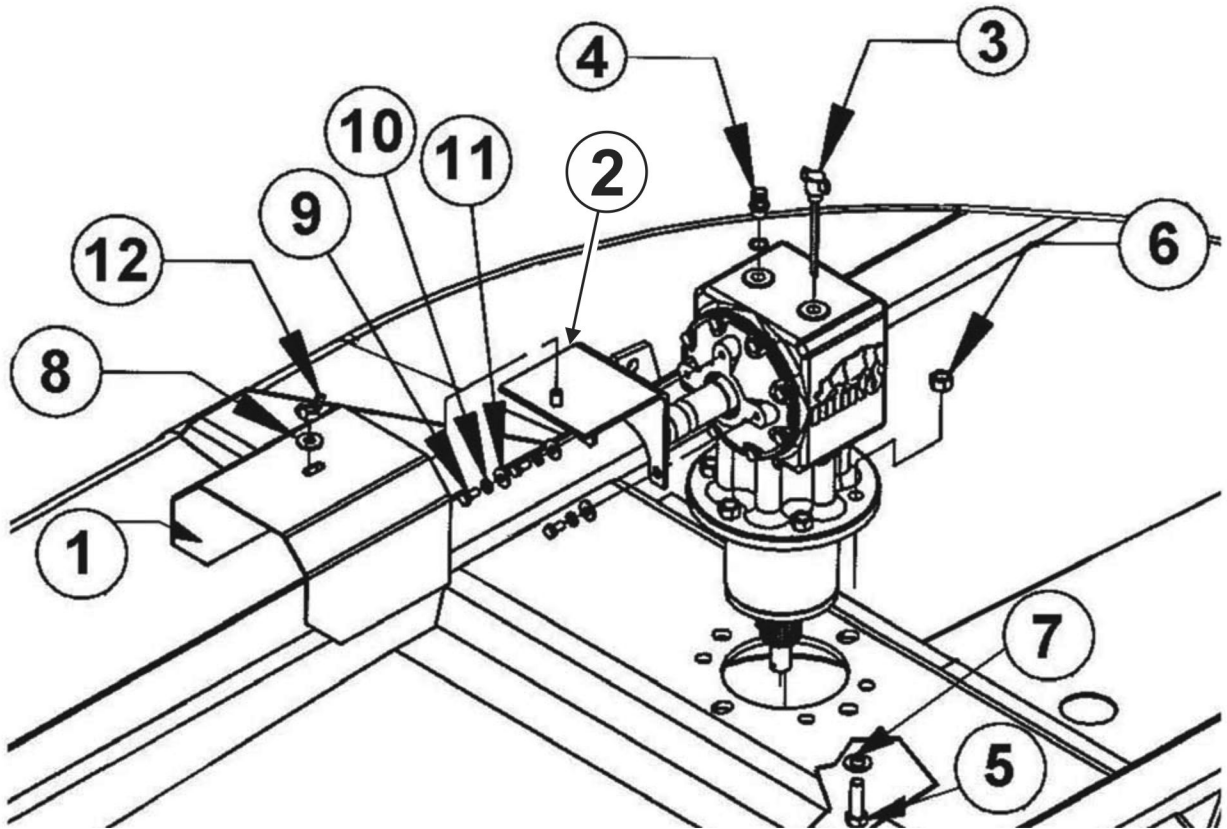
ITEM	PART NO.	QTY.	DESCRIPTION
	00785790	1	ASY,GEARBOX - NON-LUBED - GIF(GEAR IN FRONT), 1:1.22 RATIO,1-3/4-20 SPLINE
1	00786292	1	KIT,ROLLER BEARING
2	00786299	1	KIT,GEAR SET
3	00786294	1	KIT, SHIM
7	00786287	1	SHAFT,INPUT - 1-3/4-20 SPL.
9	00786305	1	COVER,GEAR BOX
10	00755633	1	PLUG,SOLID GAS - 3/8"
11	00754764	4	HEXB M10 X 1.25 X 20 PL.8.8
17	00786295	1	SHAFT,OUTPUT
18	00756943	1	NUT,CASTLE - M40 X 1.5
19	70499	1	PIN,COTTER - B5 X 60
20	00758484	1	DIPSTICK VENT PLUG 1/2" - FILL
21	00755624	1	NUT,CASTLE - M30 X 2.0
25	00755623	1	WASHER,BOLT - 31 X 56 X 6
26	2716423	1	PIN,COTTER B6 X 60
27A	00755627	1	OUTPUT SEAL
27B	00786291	1	INPUT SEAL

GEARBOX ATTACHMENT 260 S#10291-CURRENT & 272 S# 11617-CURRENT



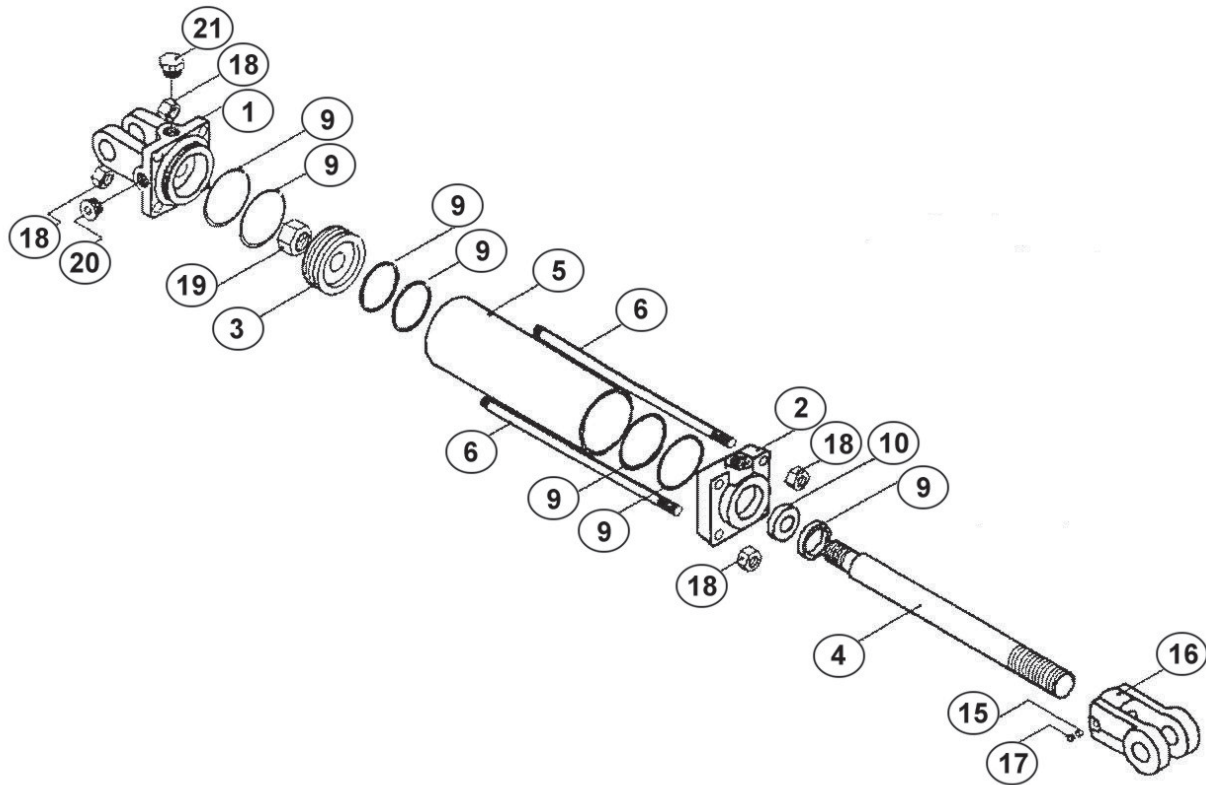
ITEM	PART NO.	QTY.	DESCRIPTION
1	00785575	1	GEARBOX SCHIELD, 4-1/8"-5" BC
2	00785574	1	RING,GB SHIELD INNER SUPPORT
3	00023500	4	FLATWASHER, 5/16" TYPE AW, ZP
4	02958784	4	BOLT METRIC 8-P1.25-20MM PL8.8
5	00037200	6	LOCKNUT, 3/4"-NC TLM PL C
6	5312316	6	WASHER, 3/4" HARDENED
7	00037100	6	HEXB 3/4" NC 2-1/2" PL5

GEARBOX ATTACHMENT 260, 272 SERIAL# 11616-BELOW, & 284



ITEM	PART NO.	QTY.	DESCRIPTION
1	00775571	1	WLDMT SHIELD
2	00780865	1	WLDMT BRKT SHIELD
3	00778907	1	ASSY-DIPSTICK FOR SUPER 75 GBS
4	00762114	1	PLUG,VENT W/WASHER 18M-P1.5
5	02845500	6	HEXB 5/8 NC 2 PL5 260/272
	00750952	6	5/8 X 2 1/2 HHCS NC GR5 PL 284
6	00695100	6	LOCKNUT TOPLOCK 5/8 NC PLB
7	00756077	6	WASHER,5/8 HARDENED
8	00002700	1	FLATWASHER 1/2 PL STD
9	00002000	3	HEX CAP 3/8-16 X 3/4 GR.5 ZP
10	00012101	3	LOCKWASHER 3/8 PL
11	00011100	3	FLATWASHER STD 3/8
12	5F8130	1	1/2 NC WING NUT

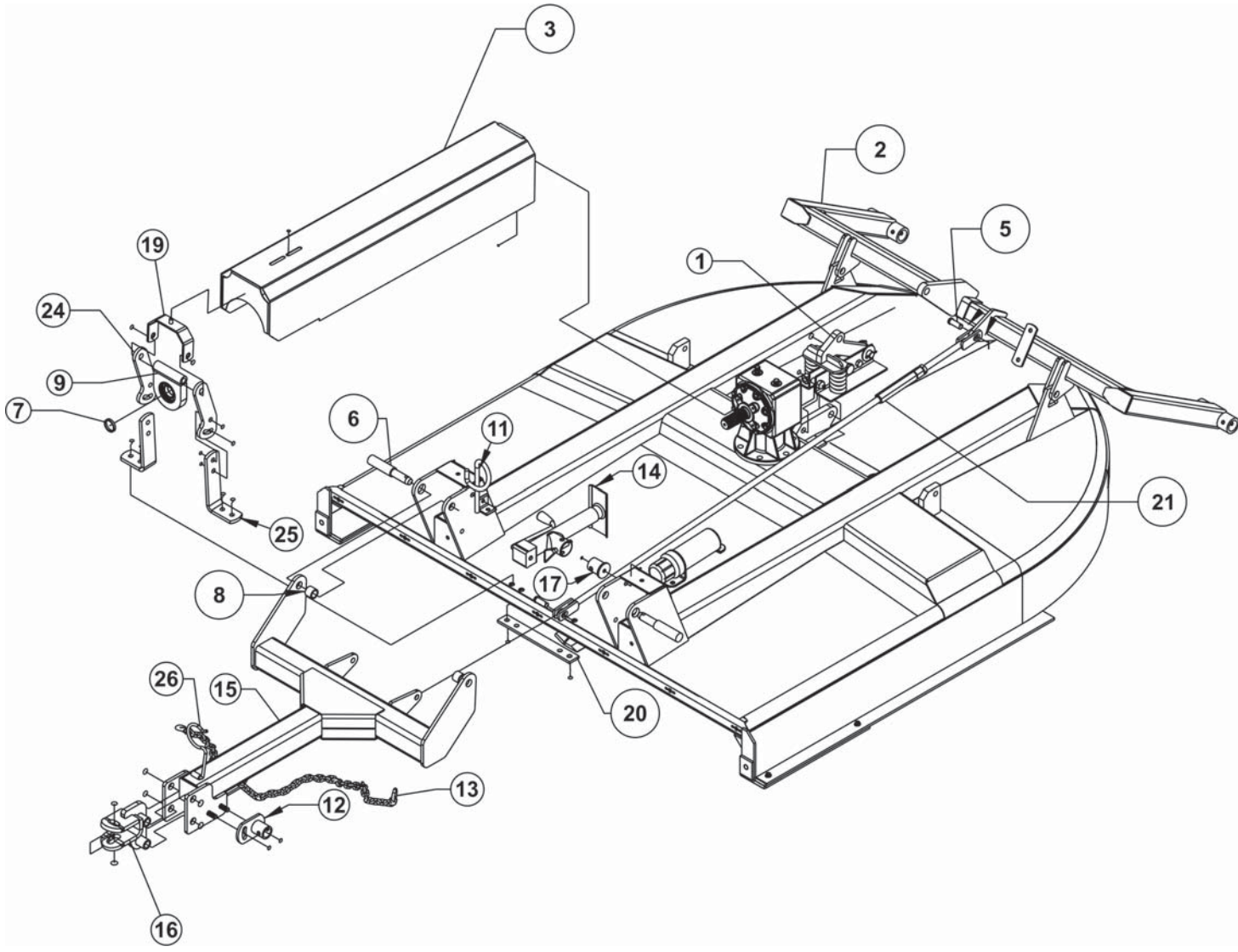
HYDRAULIC CYLINDER



ITEM	PART NO.	QTY.	DESCRIPTION
	8727A	1	HYDRAULIC CYLINDER
1	00774729	1	CLEVIS CAP 2.5-3/4 ORB-1.00
2	00774734	1	ROD CAP 2.50-1.25-3/4 ORB
3	00774730	1	PISTON 2.5-0.75-S HALL W/RING
4	00774753	1	ROD CYL 1.25-08-0.75-1.25-A
5	3047111	1	CYLINDER TUBE
6	3047112	4	TIE ROD
9	00774760	1	SEAL KIT
15	3047117	1	THREAD LOCK
16	1917140	1	ROD CLEVIS
17	00774740	1	SC SCKT SET 3/8UNCX1/2 KNUR
18	33003H5C	8	HEX NUT 3/8-16 GR.5
19	5JRC12160	1	NUT TOPLOCK 3/4 NF PLC
20	1917132	1	SCKT HD O-RNG PLUG,3/4-16 UNF
21	2417154	1	BREATHER,CYLINDER #8 ORB

BLANK INTENTIONALLY

PULL TYPE TONGUE ASSEMBLY 284

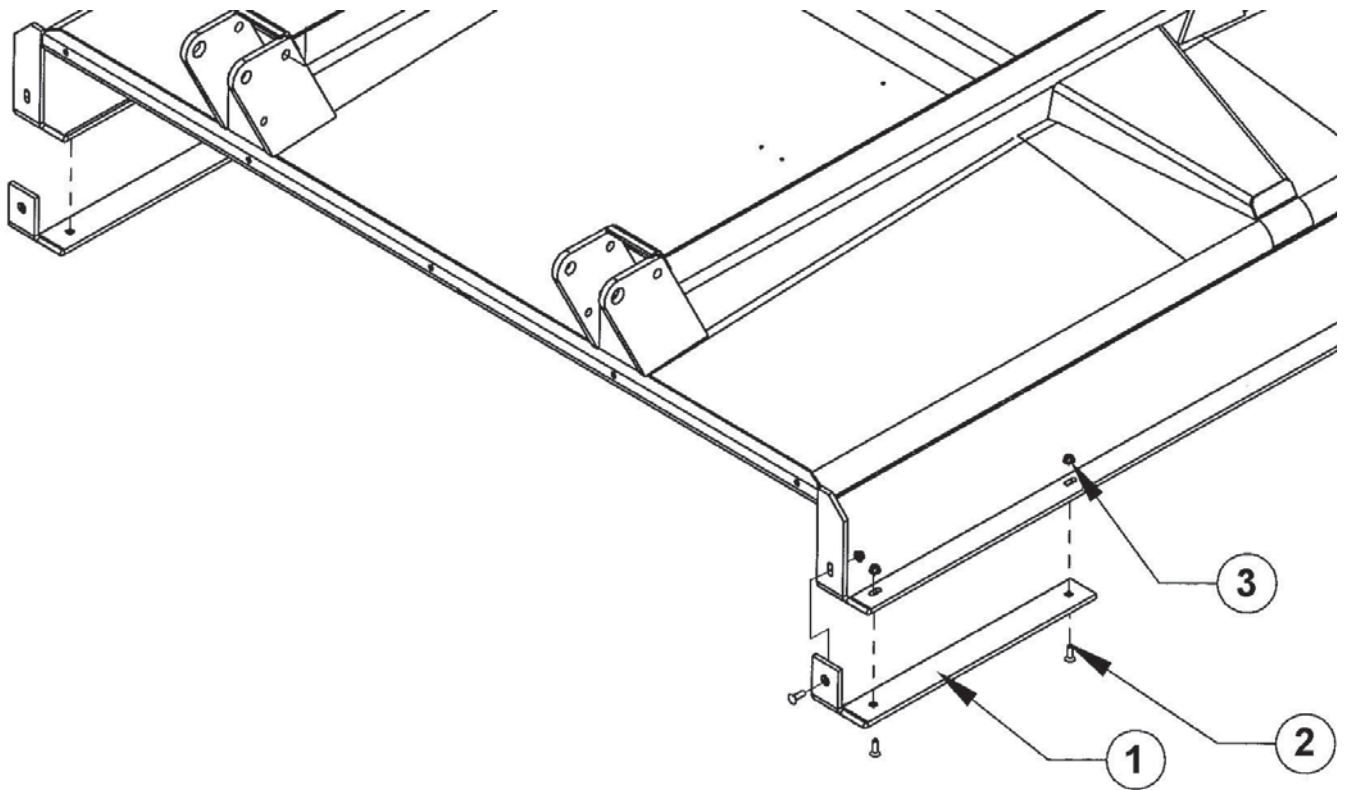


PULL TYPE TONGUE ASSEMBLY 284

Continued...

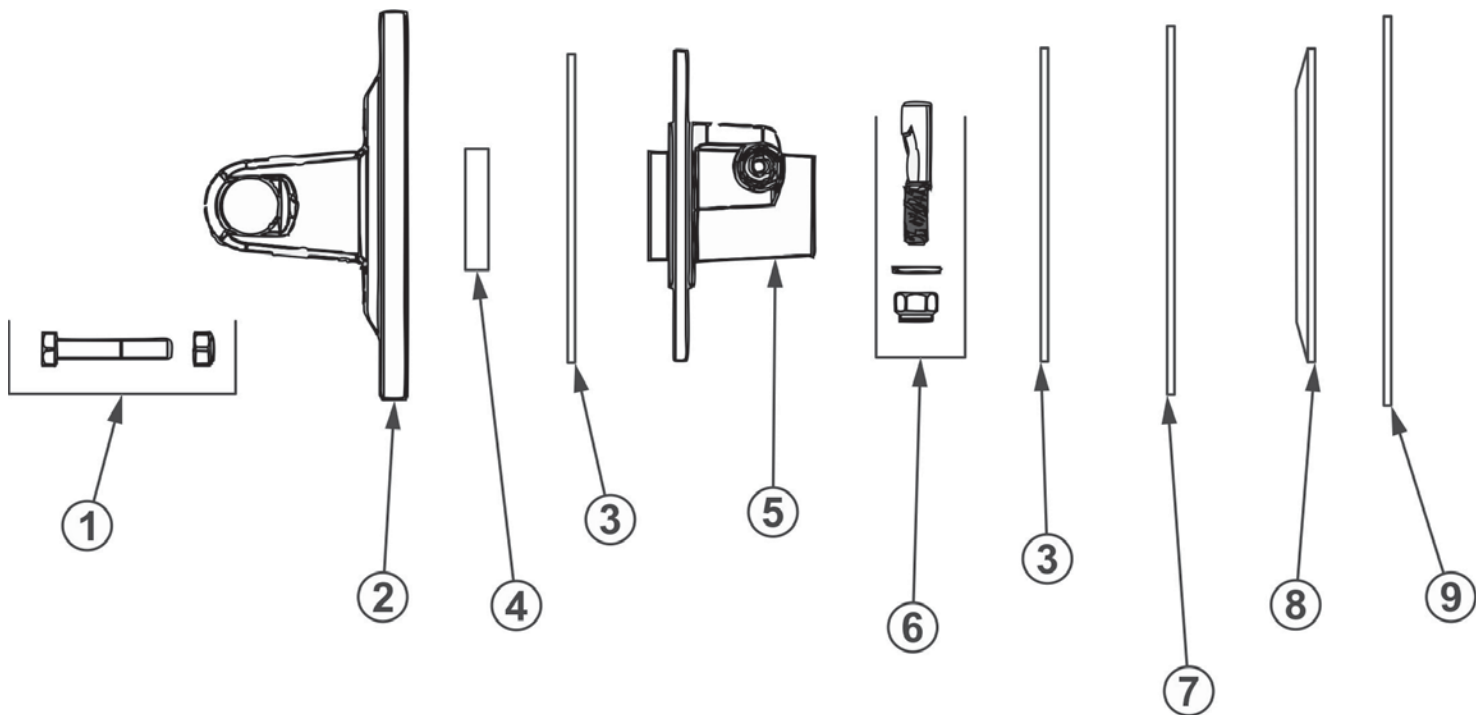
ITEM	PART NO.	QTY.	DESCRIPTION
1	00778158	1	ASY, SPRING POD
2	00786671	1	WELDMENT, 284/484 AXLE
3	00781149	1	WLDMT, SHIELD (S/N 30,000-CURRENT)
	00788561	1	WLDMT, J/S SHIELD (S/N 20,070-29,999)
4	5B276	1	BOX,CARDBOARD-18 X 18 X 3-1/4
5	651102	2	PIN, DRILLED
6	00758146	2	PIN,TONGUE PIVOT
7	00759868	1	Tube - Spacer
8	00761890	2	BUSHING 1.5OD X 1.14 ID X 1 3/16 LG ASSEMBLY,
9	00775006A	1	JACKSHAFT BEARING
11	8343	1	HOSE HOLDER ASSY
12	00760941	1	WDMT, JACK TUBE MOUNT
13	00764515	1	CHAIN, Safety Tow, 6400lbs.
14	00772391	1	PARKING JACK 3000# SIDEWIND
15	00777459	1	WDMT,TONGUE
16	00778053	1	WDMT,CLEVIS
17	00778524	1	WELDMENT, JACK MOUNT TUBE DRIVELINE,540
18	00779504	1	RPM,CAT.5,CV
19	00781174	1	WELDMENT, SHIELD BRACKET
20	00781175	1	FLAT, REINFORCING STRAP
21	00781178	1	ASSY, LEVEL ROD 284/484
22	00785491	1	Asy, Intermediate Driveline w/Clutch, CAT 5 Bracket,
23	00785826	2	Shipping J
24	00786232	2	Plate, Upper Bearing Support
25	00786233	2	Strap, Lower Bearing Support
26	1431565	1	SHAFT, PTO IID TRANSPORT SUPPORT, ZINC
27	D390	1	Decal, Warning
28	D518	1	Decal, Warning - Jack Capacity

SKID SHOE ASSEMBLY



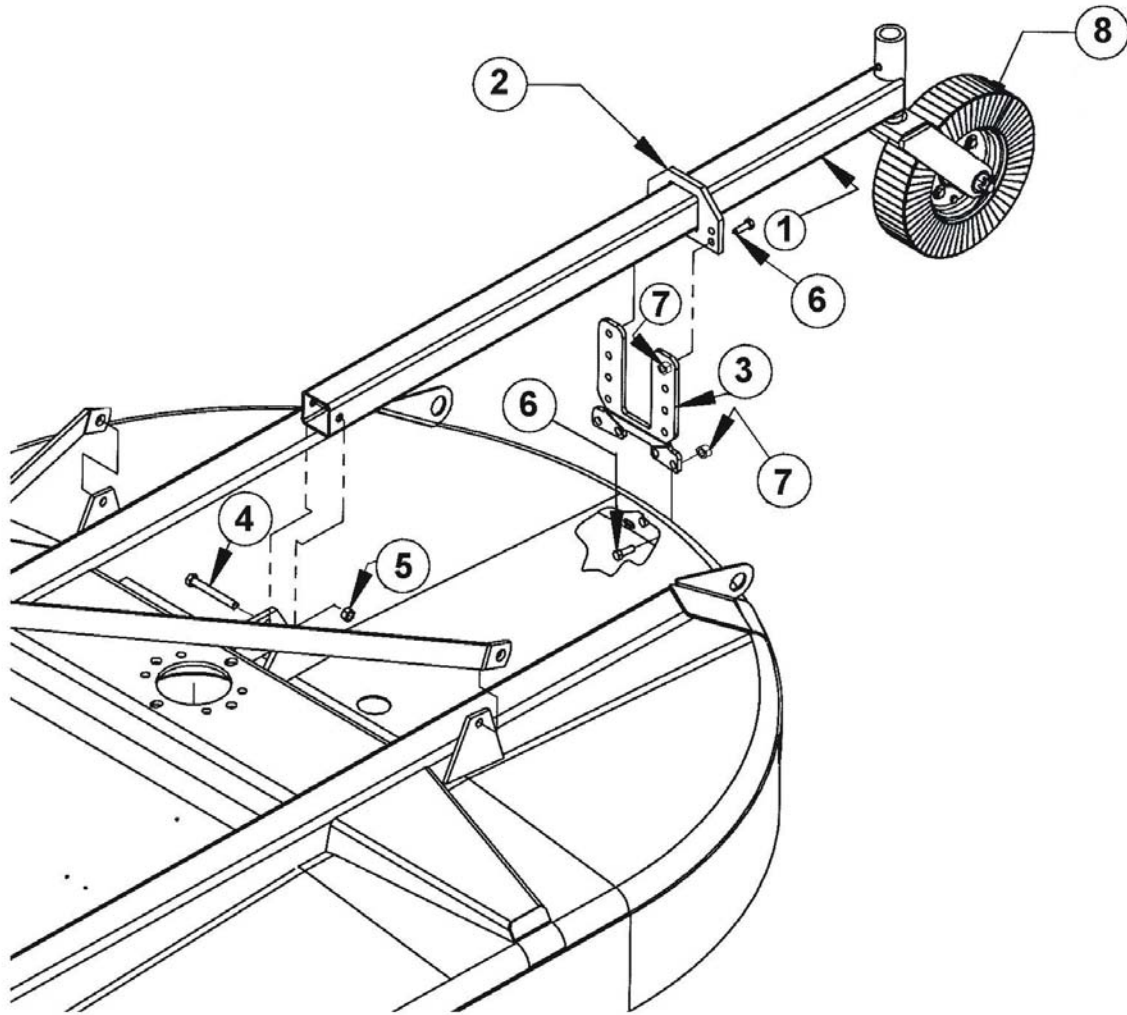
ITEM	PART NO.	QTY.	DESCRIPTION
1	00778905	2	SKID SHOE BAR
2	8277	6	PLOW BOLT 3/8 NC 1-1/4 #3 PL
3	4528	6	NUT, LOCK 3/8-16 FLG WHIZ

SLIP CLUTCH ASSEMBLY



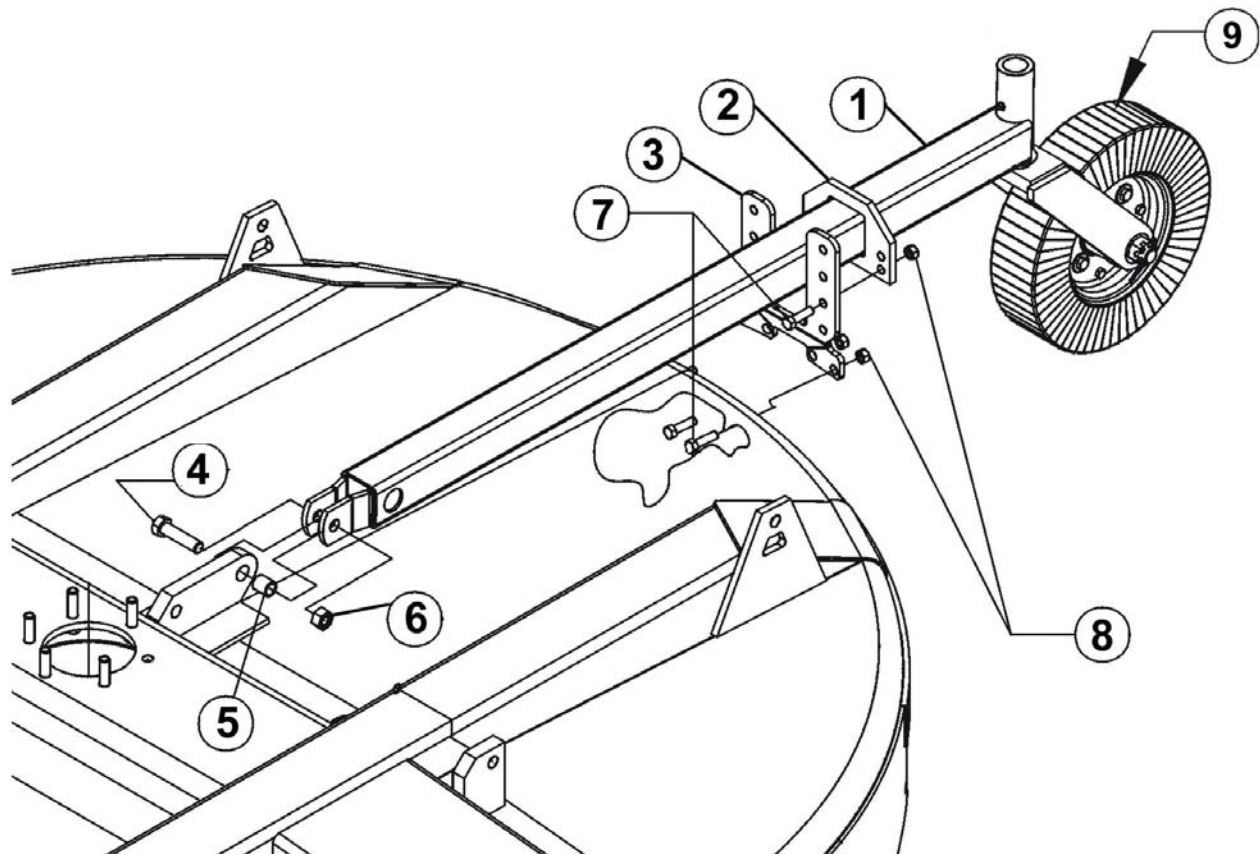
ITEM	PART NO.	QTY.	DESCRIPTION
1	00790259	1	PACKAGE,(5) BOLTS & TL NUTS
2	50056452	1	FLANGED YOKE
3	00787476	2	LINING,CLUTCH - 162 X 85 X 3.2
4	00762528	1	BUSHING
5	00787480	1	HUB,CLUTCH W/TAPER PIN
6	002027	1	TAPER PIN
7	50056454	1	INNER PLATE
8	00787477	1	SPRING,BELLEVILLE
9	00787478	1	PLATE,PRESSURE CLUTCH

TAILWHEEL ASSEMBLY 260/272



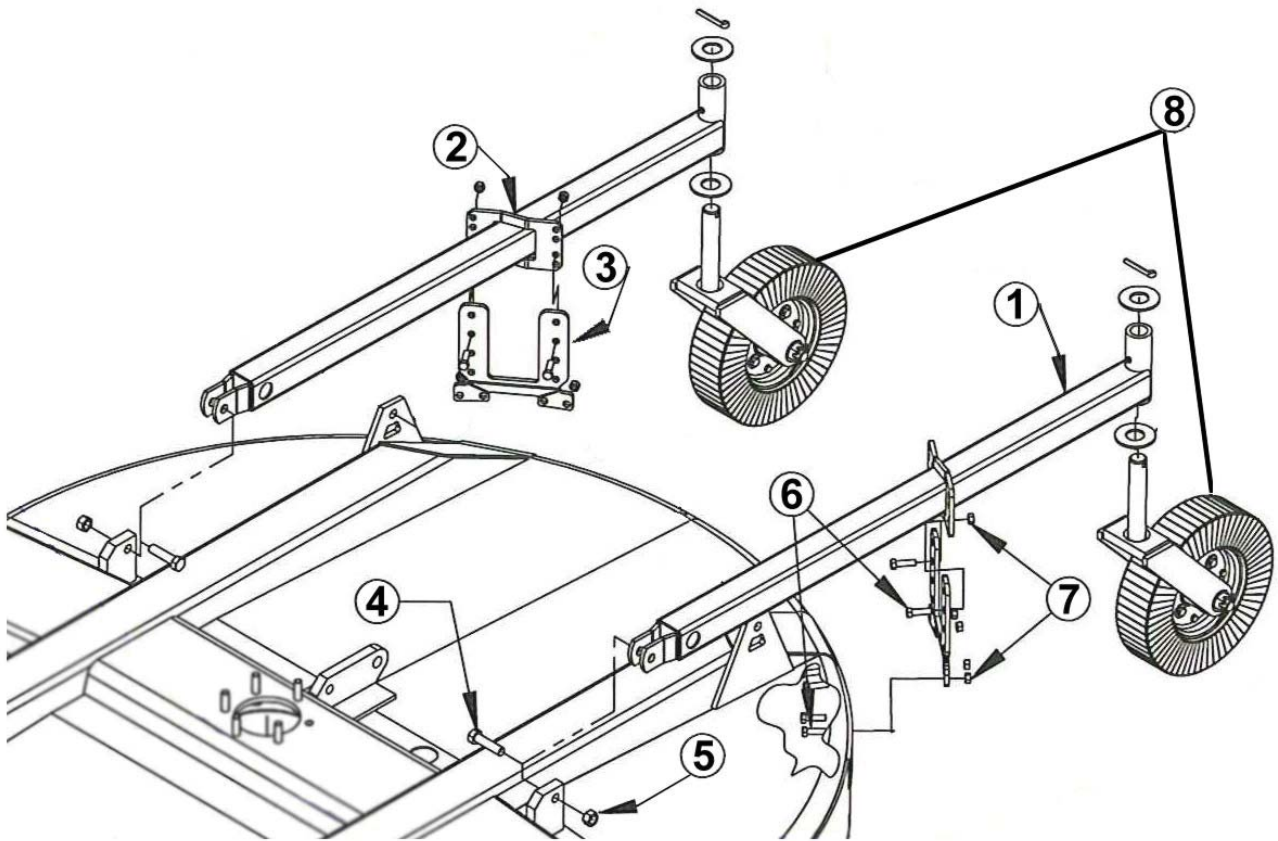
ITEM	PART NO.	QTY.	DESCRIPTION
1	00780876	1	WDMT, T/W BEAM - 272
	00781036	1	WDMT, T/W BEAM - 260
2	0585020300	1	BRACKET, POSITION
3	00785239	1	MOUNT, TAILWHEEL BEAM
4	00059000	1	HEXB 5/8 NC X 5 PL5
5	00695100	1	LOCKNUT TOPLOCK 5/8NC PLB
6	00748823	4	HHCS 1/2-13 UNC 1-1/2 PL5
7	00001800	4	LOCKNUT TLM 1/2 NC PLB
8	00776220	1	ASSY CASTER FORK & WHEEL

TAILWHEEL ASSEMBLY 284



ITEM	PART NO.	QTY.	DESCRIPTION
1	00781077	1	WELDMENT, T/W BEAM
2	0585020300	1	BRACKET POSITION
3	00785239	1	MOUNT, T/W BEAM
4	00007800	1	HEXB 3/4 NC X 3 PL5
5	00781367	1	TUBE BUSHING
6	00037200	1	LOCKNUT 3/4 NC TLM PLC
7	00749130	4	HHCS 1/2-13 UNC 1-3/4 PL5
8	00001800	4	TOPLOCKNUT, 1/2-13 NC PL
9	00776220	1	ASY,CASTER FORK & WHEEL

TAILWHEEL ASSEMBLY 284 (DUAL)

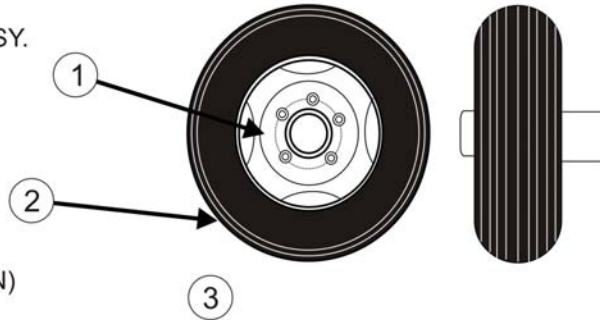


ITEM	PART NO.	QTY.	DESCRIPTION
1	00781077	2	WDMT, T/W BEAM - 284/484
2	00781071	2	FLAT, POSITION BRACKET
3	00785473	2	MOUNT, DUAL TAILWHEEL BEAM
4	00007800	2	HEXB 3/4 NC 3 PL5
5	00037200	2	LOCKNUT 3/4-NC TLM PLC
6	00749130	8	HHCS 1/2-13 UNC 1-3/4 PL5
7	00001800	8	LOCKNUT TLM 1/2 NC PLB
8	00776220	1	WHEEL & FORK ASSEMBLY

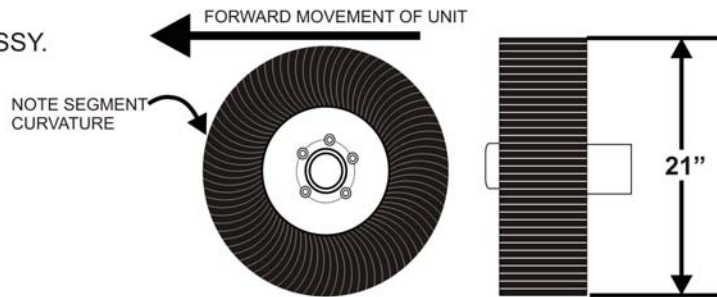
TIRE AND WHEEL ASSEMBLY

00749698 - RIB IMPLEMENT
TIRE AND WHEEL ASSY.

1. WHEEL, 00008700
2. TIRE, 00601700
3. TUBE, 00751994 (NOT SHOWN)

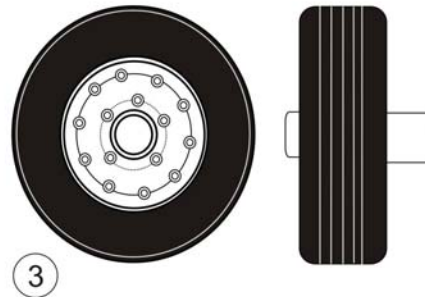


00025200 - LAMINATED (6 X 9)
TIRE AND WHEEL ASSY.



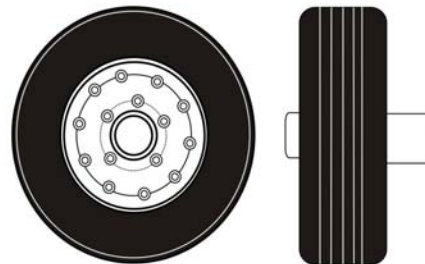
00771461 - PNEUMATIC
TIRE AND WHEEL ASSY.
- 27.75 x 8.75 x 14.5

1. WHEEL, (AVAILABLE ONLY IN ASSEMBLY)
2. TIRE, (AVAILABLE ONLY IN ASSEMBLY)
3. TUBE, 00779290 (NOT SHOWN)



FOAM FILLED USED AIRCRAFT
TIRE AND WHEEL ASSY.

- 00776911 - 22 x 6.6/6.75 x 10
- 00776911A - 24 x 7.7 x 10
- 00749700 - 25.5 x 8 x 14
- 00786014 - 27 x 7.75 x 15



SERVIS-RHINO

LIMITED WARRANTY

1. LIMITED WARRANTIES

- 1.01. Servis-Rhino warrants for one year from the purchase date to the original non-commercial, governmental, or municipal purchaser ("Purchaser") and warrants for six months to the original commercial or industrial purchaser ("Purchaser") that the goods purchased are free from defects in material or workmanship.
- 1.02. Manufacturer will replace for the Purchaser any part or parts found, upon examination at one of its factories, to be defective under normal use and service due to defects in material or workmanship.
- 1.03. This limited warranty does not apply to any part of the goods which has been subjected to improper or abnormal use, negligence, alteration, modification, or accident, damaged due to lack of maintenance or use of wrong fuel, oil, or lubricants, or which has served its normal life. This limited warranty does not apply to any part of any internal combustion engine, or expendable items such as blades, shields, guards, or pneumatic tires except as specifically found in your Operator's Manual.
- 1.04. Except as provided herein, no employee, agent, Dealer, or other person is authorized to give any warranties of any nature on behalf of Manufacturer.

2. REMEDIES AND PROCEDURES.

- 2.01. This limited warranty is not effective unless the Purchaser returns the Registration and Warranty Form to Manufacturer within 30 days of purchase.
- 2.02. Purchaser claims must be made in writing to the Authorized Dealer ("Dealer") from whom Purchaser purchased the goods or an approved Authorized Dealer ("Dealer") within 30 days after Purchaser learns of the facts on which the claim is based.
- 2.03. Purchaser is responsible for returning the goods in question to the Dealer.
- 2.04. If after examining the goods and/or parts in question, Manufacturer finds them to be defective under normal use and service due to defects in material or workmanship, Manufacturer will:
 - (a) Repair or replace the defective goods or part(s) or
 - (b) Reimburse Purchaser for the cost of the part(s) and reasonable labor charges (as determined by Manufacturer) if Purchaser paid for the repair and/or replacement prior to the final determination of applicability of the warranty by Manufacturer.The choice of remedy shall belong to Manufacturer.
- 2.05. Purchaser is responsible for any labor charges exceeding a reasonable amount as determined by Manufacturer and for returning the goods to the Dealer, whether or not the claim is approved. Purchaser is responsible for the transportation cost for the goods or part(s) from the Dealer to the designated factory.

3. LIMITATION OF LIABILITY.

- 3.01. MANUFACTURER DISCLAIMS ANY EXPRESS (EXCEPT AS SET FORTH HEREIN) AND IMPLIED WARRANTIES WITH RESPECT TO THE GOODS INCLUDING, BUT NOT LIMITED TO, MERCHANTABILITY AND FITNESS FOR A PARTICULAR PURPOSE.
- 3.02. MANUFACTURER MAKES NO WARRANTY AS TO THE DESIGN, CAPABILITY, CAPACITY, OR SUITABILITY FOR USE OF THE GOODS.
- 3.03. EXCEPT AS PROVIDED HEREIN, MANUFACTURER SHALL HAVE NO LIABILITY OR RESPONSIBILITY TO PURCHASER OR ANY OTHER PERSON OR ENTITY WITH RESPECT TO ANY LIABILITY, LOSS, OR DAMAGE CAUSED OR ALLEGED TO BE CAUSED DIRECTLY OR INDIRECTLY BY THE GOODS INCLUDING, BUT NOT LIMITED TO, ANY INDIRECT, SPECIAL, CONSEQUENTIAL, OR INCIDENTAL DAMAGES RESULTING FROM THE USE OR OPERATION OF THE GOODS OR ANY BREACH OF THIS WARRANTY. NOT WITHSTANDING THE ABOVE LIMITATIONS AND WARRANTIES, MANUFACTURER'S LIABILITY HEREUNDER FOR DAMAGES INCURRED BY PURCHASER OR OTHERS SHALL NOT EXCEED THE PRICE OF THE GOODS.
- 3.04. NO ACTION ARISING OUT OF ANY CLAIMED BREACH OF THIS WARRANTY OR TRANSACTIONS UNDER THIS WARRANTY MAY BE BROUGHT MORE THAN TWO (2) YEARS AFTER THE CAUSE OF ACTION HAS OCCURRED.

4. MISCELLANEOUS.

- 4.01. Proper Venue for any lawsuits arising from or related to this limited warranty shall be only in Guadalupe County, Texas.
- 4.02. Manufacturer may waive compliance with any of the terms of this limited warranty, but no waiver of any terms shall be deemed to be a waiver of any other term.
- 4.03. If any provision of this limited warranty shall violate any applicable law and is held to be unenforceable, then the invalidity of such provision shall not invalidate any other provisions herein.
- 4.04. Applicable law may provide rights and benefits to purchaser in addition to those provided herein.

KEEP FOR YOUR RECORDS

ATTENTION: Purchaser should fill in the blanks below for his reference when buying repair parts and/or for proper machine identification when applying for warranty.

Servis-Rhino Implement Model _____ Serial Number _____

Date Purchased _____ Dealer _____

ATTENTION:
READ YOUR OPERATOR'S MANUAL

RHINO[®]
1020 S. Sangamon Ave.
Gibson City, IL 60936
800-446-5158
Email: parts@servis-rhino.com





TO THE OWNER/OPERATOR/DEALER

To keep your implement running efficiently and safely, read your manual thoroughly and follow these directions and the Safety Messages in this Manual. The Table of Contents clearly identifies each section where you can easily find the information you need.

The OCCUPATIONAL SAFETY AND HEALTH ACT (1928.51 Subpart C) makes these minimum safety requirements of tractor operators:

REQUIRED OF THE OWNER:

1. Provide a Roll-Over-Protective Structure that meets the requirements of this Standard; and
2. Provide Seatbelts that meet the requirements of this paragraph of this Standard and SAE J4C; and
3. Ensure that each employee uses such Seatbelt while the tractor is moving; and
4. Ensure that each employee tightens the Seatbelt sufficiently to confine the employee to the protected area provided by the ROPS.

REQUIRED OF THE OPERATOR

1. Securely fasten seatbelt if the tractor has a ROPS.
2. Where possible, avoid operating the tractor near ditches, embankments, and holes.
3. Reduce speed when turning, crossing slopes, and on rough, slick, or muddy surfaces.
4. Stay off slopes too steep for safe operation.
5. Watch where you are going - especially at row ends, on roads, and around trees.
6. Do not permit others to ride.
7. Operate the tractor smoothly - no jerky turns, starts, or stops.
8. Hitch only to the drawbar and hitch points recommended by the tractor manufacturer.
9. When the tractor is stopped, set brakes securely and use park lock, if available.



Keep children away from danger all day, every day...



Equip tractors with rollover protection (ROPS) and keep all machinery guards in place...



Please work, drive, play and live each day with care and concern for your safety and that of your family and fellow citizens.

