



RHD62
RHD74
RHD88
RHD96

Heavy-Duty Flail Mower

Rev 09-16

Part No. 803215P

PART'S MANUAL

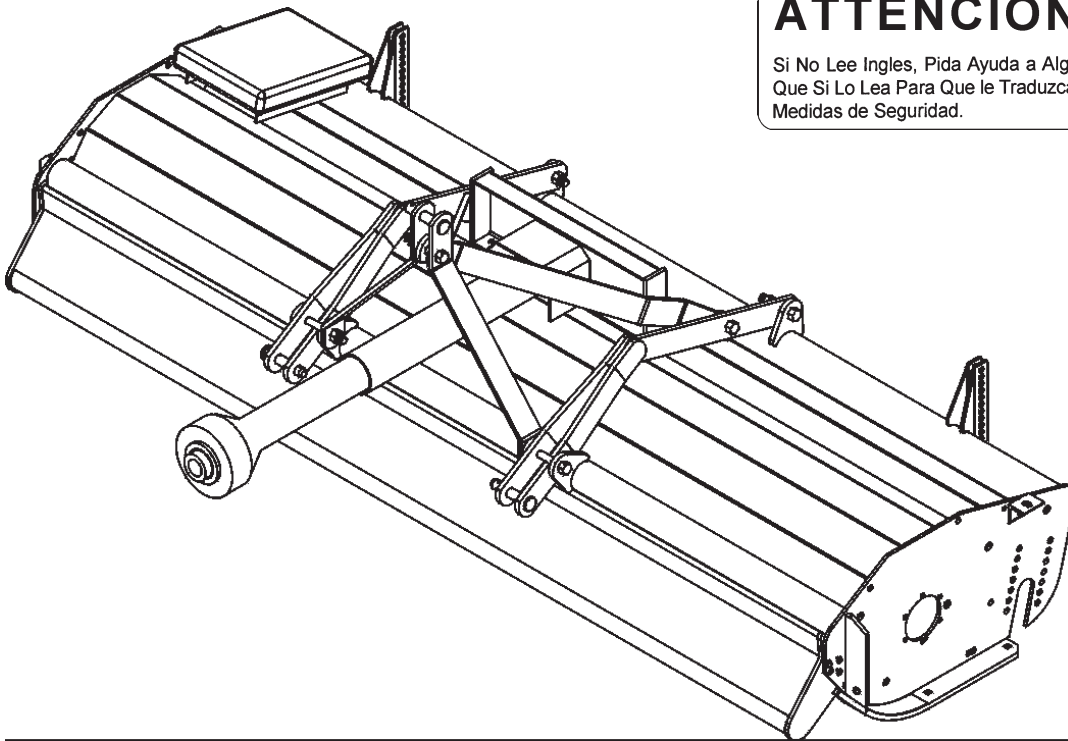


An Operator's Manual was shipped with the equipment in the Manual Canister. This Operator's Manual is an integral part of the safe operation of this machine and must be maintained with the unit at all times. **READ, UNDERSTAND, and FOLLOW** the Safety and Operation Instructions contained in this manual before operating the equipment. If the Operator's Manual is not with the equipment, contact your dealer or Servis-Rhino (800-446-5158) to obtain a Free copy before operating the equipment.

ATENCIÓN!

LEA EL INSTRUCTIVO

Si No Lee Ingles, Pida Ayuda a Alguien Que Si Lo Lea Para Que le Traduzca las Medidas de Seguridad.



RHINO®

1020 S. Sangamon Ave.
Gibson City, IL 60936
800-446-5158

Email: parts@servis-rhino.com

© 2007 Alamo Group Inc.



TO THE OWNER/OPERATOR/DEALER

All implements with moving parts are potentially hazardous. There is no substitute for a cautious, safe-minded operator who recognizes the potential hazards and follows reasonable safety practices. The manufacturer has designed this implement to be used with all its safety equipment properly attached to minimize the chance of accidents.

BEFORE YOU START!! Read the safety messages on the implement and shown in your manual.
Observe the rules of safety and common sense!



DANGER

FAILING TO FOLLOW SAFETY MESSAGES AND OPERATING INSTRUCTIONS CAN CAUSE SERIOUS BODILY INJURY OR EVEN DEATH TO OPERATOR AND OTHERS IN THE AREA.

<p>1.</p>	<p>2. NO RIDERS, NO CHILDREN OPERATORS</p>	<p>3. USE SAFETY SHOES, HARD HAT, SAFETY GLASSES, SEATBELTS, & ROPS</p>	<p>4. BLOCK UP SECURELY BEFORE WORKING UNDER.</p>
-----------	--	---	---

1. Study and understand Operator's Manuals, Safety Signs, and Instructional Decals for tractor & flail mower to prevent misuse, abuse, & accidents. Practice before operating mower in a confined area or near passersby.

- Learn how to stop engine suddenly in an emergency. Be alert for passersby and especially children.
2. Allow no children on or near implement or tractor. Allow no riders on tractor or implement. Falling off can cause serious injury or death from being runover by tractor or mower or contact with Flail Mower Blades.
3. Operate only with tractor having Roll-Over Protective Structure (ROPS) and with seatbelt fastened securely and snugly to prevent injury and possible death from falling off or tractor overturn. Personal Protective Equipment such as Hard Hat, Safety Glasses, Safety Shoes, and Ear Plugs are recommended.
4. Block up or support raised machine and all lifted components securely before putting hands or feet under or working underneath any lifted component to prevent crushing injury or death from sudden dropping or inadvertent operation of controls. Make certain that area is clear before lowering or folding.
5. Before transporting, put Lift Lever in detent or full-lift position. Install Transport Safety Devices securely on folding implements. Slow down when turning and on hillsides.
- Install **Restrictor in folding circuit to slow down lowering and unfolding if action is faster than is desirable.
6. Make certain that SMV sign, Warning Lights, and Reflectors are clearly visible. Follow local traffic codes.
7. Never operate with Flail Mower or Folding Section raised if passersby, bystanders or traffic are in the area to reduce possibility of injury or death from objects thrown by Blades under Shields or implement structure.
8. Before dismounting, secure flail mower in transport position or lower to ground.
- Put tractor in park or set brake, disengage PTO, stop engine, remove key, and wait until noise of rotation has ceased to prevent entanglement in rotating parts which may cause injury or death.
 - Never mount or dismount a moving vehicle. Crushing from runover may cause injury or death.

<p>5. TRANSPORT SAFELY, LOCK UP.</p> <p>WARRANTY INFORMATION.</p>	<p>6. USE SMV, LIGHTS, & REFLECTORS.</p>	<p>7. DO NOT OPERATE WITH MOWER OR WING RAISED.</p>	<p>8. DO NOT MOUNT OR DISMOUNT WHILE MOVING.</p> <p>002369</p>
---	--	---	--

Read and understand the complete Warranty Statement found in this Manual. Fill out the Warranty Registration Form in full and return it within 30 Days. Make certain the Serial Number of the Machine is recorded on the Warranty Card and on the Warranty Form that you retain. The use of "will-fit" parts will void your warranty and can cause catastrophic failure with possible injury or death.

PARTS SECTION

PARTS ORDERING GUIDE

The following instructions are offered to help eliminate needless delay and error in processing purchase orders for the equipment in this section.

1. The Parts Section is prepared in logical sequence and grouping of parts that belong to the basic machine featured in this manual. Part Numbers and Descriptions are given to help locate the parts and quantities required.
2. The Purchase Order must include the name and address of the person or organization ordering the parts, who should be charged, and if possible, the serial number of the machine for which the parts are ordered.
3. The Purchase Order must clearly list the quantity of each part, the complete and correct part number (be sure to include all periods), and the basic name of the part.
4. The Manufacturer reserves the right to substitute parts where applicable.
5. Some parts are unlisted items which are special production items not normally stocked and are subject to special handling. Request a quotation for such parts before sending a Purchase Order.
6. The Manufacturer reserves the right to change prices without prior notice.

NOTE: Please refer to The Safety Section in the front of this Manual for the proper Part Number when ordering Replacement Safety Decals.



For maximum safety and to guarantee optimum product reliability, always use genuine Servis-Rhino Parts. The use of inferior replacement parts may cause premature or catastrophic failure which could result in serious injury or death. Direct any questions regarding parts to:

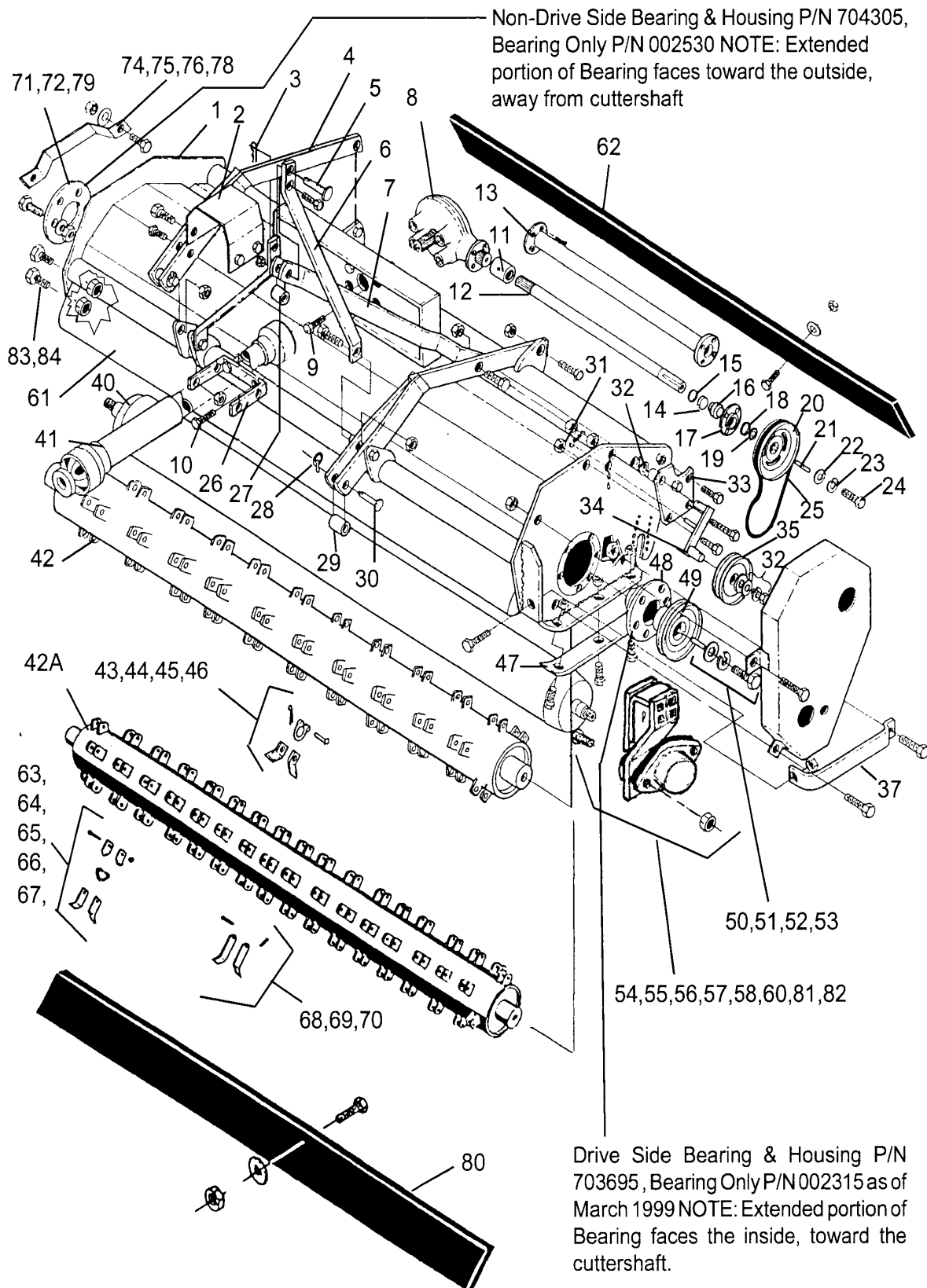


RHINO®
1020 S. Sangamon Ave.
Gibson City, IL 60936
800-446-5158
Email: parts@servis-rhino.com

PART NAME INDEX

CLUTCH ASY. P/N 001461	30
CLUTCH ASY. P/N 00754320	32
CLUTCH ASY. P/N 00769131	31
DRIVELINE ASY. P/N 001863	28
DRIVELINE ASY. P/N 702300	27
GEARBOX ASY P/N 702673 Rev 08-07	26
MOWER ASY. - RHD 62 - 74 (ITEMS 1 - 20)	4
MOWER ASY. - RHD 62 - 74 (ITEMS 21 - 44)	6
MOWER ASY. - RHD 62 - 74 (ITEMS 45 - 69)	8
MOWER ASY. - RHD 62 - 74 (ITEMS 70 - 84)	10
MOWER ASY. - RHD 88 (ITEMS 1 - 13)	12
MOWER ASY. - RHD 88 (ITEMS 14 - 36)	14
MOWER ASY. - RHD 88 (ITEMS 37 - 65)	16
MOWER ASY. - RHD 88 (ITEMS 66 - 84)	18
MOWER ASY. - RHD 96 (ITEMS 1 - 31)	20
MOWER ASY. - RHD 96 (ITEMS 32 - 47)	22
MOWER ASY. - RHD 96 (ITEMS 48 - 84)	24
OPTIONAL CASTER WHEELS	33
OPTIONAL CHECK CHAINS	34
OPTIONAL EQUIPMENT	35

MOWER ASY. - RHD 62 - 74 (ITEMS 1 - 20)

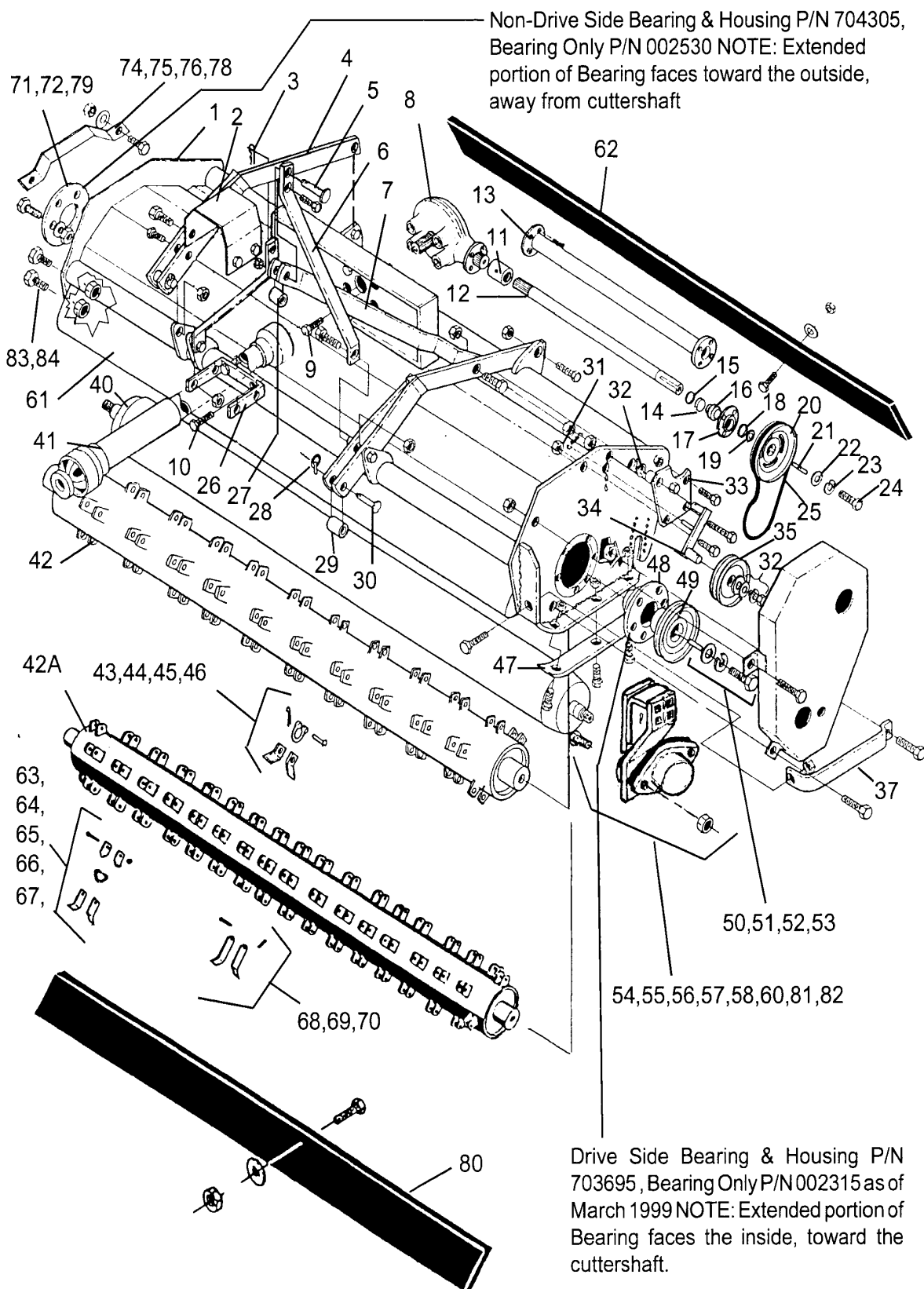


MOWER ASY. - RHD 62 - 74 (ITEMS 1 - 20)

ITEM	PART NO.	QTY.	MWR TYPE	DESCRIPTION	
1	107173	1	CTR FWD	CUTTER HSG, 62"	
	107194	1	CTR FWD	CUTTER HSG, 62" W/CSTR BRKTS	
	107199	1	CTR FWD	CUTTER HSG, 62" RENOVATING	
	107173	1	CTR REV	CUTTER HSG, 62"	
	107194	1	CTR REV	CUTTER HSG, 62" W/CSTR BRKTS	
	107172	1	CTR FWD	CUTTER HSG, 74"	
	107210	1	CTR FWD	CUTTER HSG, 74" W/CSTR BRKTS	
	107215	1	CTR FWD	CUTTER HSG, 74" RENOVATING	
	107172	1	CTR REV	CUTTER HSG, 74"	
	107210	1	CTR REV	CUTTER HSG, 74" W/CSTR BRKTS	
	107217	1	OR 8"	CUTTER HSG, 74"	
	107212	1	OR 8"	CUTTER HSG, 74" W/CSTR BRKTS	
	107213	1	OR14"	CUTTER HSG, 74"	
	107214	1	OR14"	CUTTER HSG, 74" W/CSTR BRKTS	
	107216	1	OR14"	CUTTER HSG, 74" RENOVATING	
2	702705	1	ALL	PTO SHIELD	
	000132	4	ALL	BOLT	
	000019	4	ALL	LOCKWASHER	
3	102549	1	ALL	QUICK COTTER	
4	102658	2	ALL	OVERARMS	
	02045000	2	ALL	BOLT	
	000716	6	ALL	BOLT	
	00695100	8	ALL	LOCKNUT	
	000874	1	ALL	BOLT	
	102667	1	ALL	SPACER, A-FRAME	
	000168	1	ALL	LOCKWASHER	
	00037200	1	ALL	LOCKNUT	
	5	101779	1	ALL	HITCH PIN, TOP LINK
	6	103715	2	ALL	A-FRAME
7	02977728	1	ALL	G/B MNTG FRAME, 62" S/N 01033 & 74" S/N 60382 & UP	
	103713	1	ALL	G/B MNTG FRAME, 62" S/N 01032 & 74" S/N 60381 & DOWN	
8	702673	1	ALL	G/B ASY, 62" OR 74"	
	701653	1	ALL CTR	EXT'N SHAFT ASY, 62" FWD/REV	
	700523	1	ALL CTR	EXT'N SHAFT ASY, 74" FWD/REV	
	701455	1	OR 8"	EXT'N SHAFT ASY, 74" FWD	
	700554	1	OR 14"	EXT'N SHAFT ASY, 74" FWD	
9	000510	2	ALL	BOLT, UPPER	
	000511	2	ALL	BOLT, LOWER	
10	000521	4	ALL	LOCKWASHER	
	000552	6	ALL	G/B SHIM, QTY AS NEEDED	
	700171	1	ALL	SPLINED COUPLER ASY, W/ ZERK	
12	104685	1	ALL CTR	G/B EXT'N SHAFT 22-9/16" LONG F/62"	
	100778	1	ALL CTR	G/B EXT'N SHAFT 29-9/16" LONG F/74"	
	100288	1	OR 8"	G/B EXT'N SHAFT 21-5/8" LONG F/ 74"	
	100286	1	OR14"	G/B EXT'N SHAFT 15-5/8" LONG F/ 74"	
13	104683	1	ALL CTR	G/B EXT'N SHAFT HSG, 62"	
	100776	1	ALL CTR	G/B EXT'N SHAFT HSG, 74"	
	102874	1	OR 8"	G/B EXT'N SHAFT HSG, 74"	
	102637	1	OR14"	G/B EXT'N SHAFT HSG, 74"	
14	100010	1	ALL	BEVEL RING	
15	100057	1	ALL	RETAINING RING	
16	000398	1	ALL	BEARING	
	700491	1	ALL	BEARING & HSG ASY	
	000206	1	ALL	LUBRICAP, RED	
	000937	4	ALL	BOLT	
	00752036	4	ALL	LOCKNUT	
	17	700739	1	ALL	BEARING HSG, W/ZERK
18	000402	2	ALL	RETAINING RING	
19	102651	3	ALL	PULLEY SHIMS, QTY AS NEEDED	
20	102501	3	ALL	PULLEY, F/ DRIVESHAFT	

RHD 62 74 88 96 (Nov-05) -Current Rev 08-07

MOWER ASY. - RHD 62 - 74 (ITEMS 21 - 44)



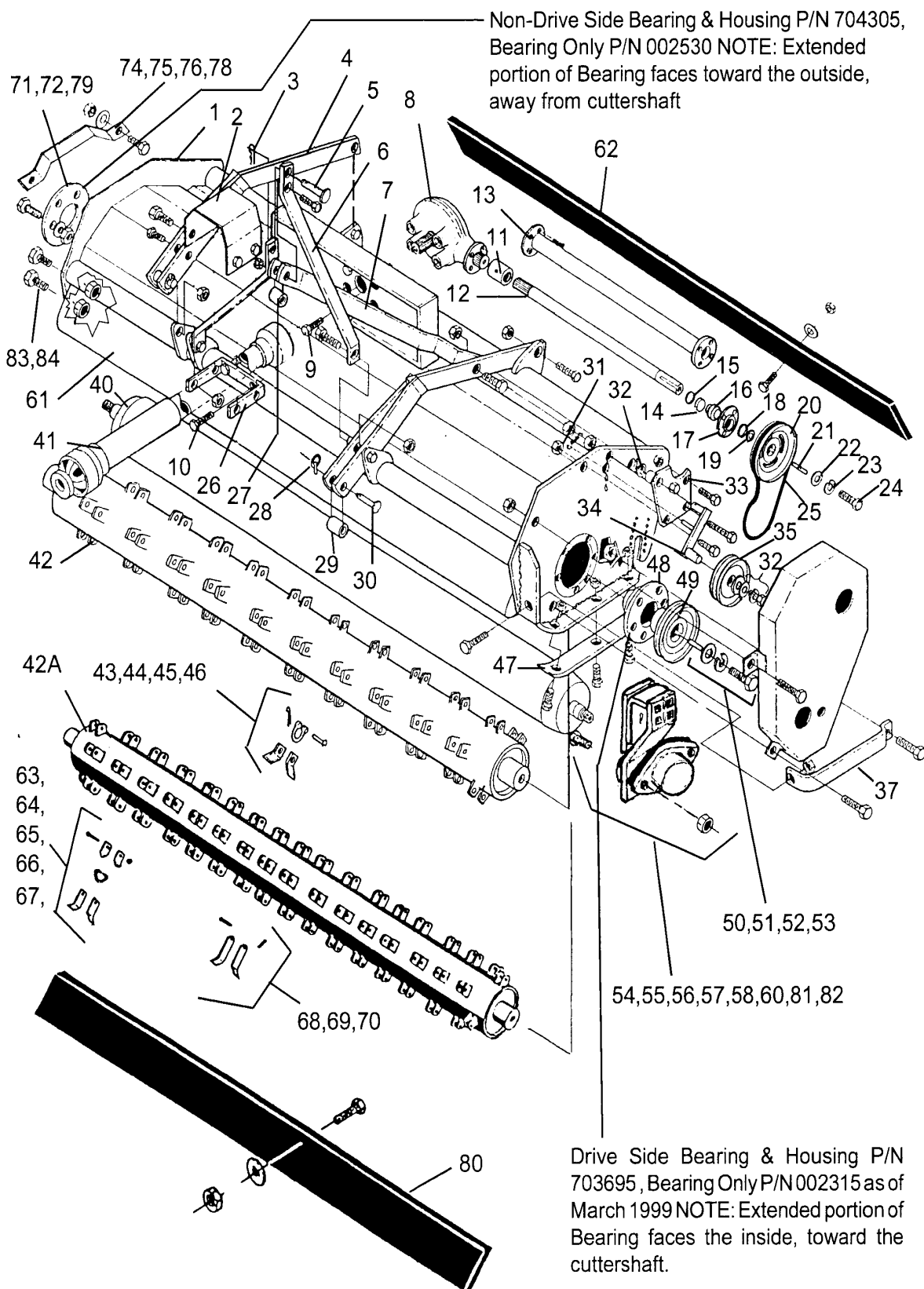
MOWER ASY. - RHD 62 - 74 (ITEMS 21 - 44)

ITEM	PART NO.	QTY.	MWR TYPE	DESCRIPTION
21	101782	1	ALL	KEY☐
22	101780	1	ALL	FLATWASHER, HEAVY☐
23	000520	1	ALL	LOCKWASHER☐
24	000555	1	ALL	BOLT☐
25	100706	1	ALL	DRIVE BELT☐
26	105597	1	ALL	SHIELD MNTG BRKT☐
27	103717	1	ALL	BUSHING, UPPER (X - CAT I TO CAT II)
28	000313	2	ALL	CLICK PIN☐
29	103716	2	ALL	BUSHING, LOWER (X- CAT I TO CAT II)☐
30	100743	2	ALL	HITCH PIN, LOWER☐
31	000539	1	ALL	SPRING☐
32	101778	4	ALL	SPACER, PULLY ARM BRG PLATE☐
	000001	1	ALL	BOLT☐
	000018	1	ALL	LOCKWASHER☐
	000017	1	ALL	FLATWASHER☐
	000523	2	ALL	COTTER PIN☐
	700494	1	ALL FWD	IDLER ASY, CTR & OFFSET☐
	701851	1	ALL REV	IDLER ASY, CTR☐
33	701905	1	ALL FWD	BRG PLATE, OUTBOARD W/ZERK☐
	701847	1	ALL REV	BRG PLATE, OUTBOARD, W/ZERK☐
	000206	1	ALL	LUBRICAP, RED☐
	000135	1	ALL	BOLT☐
	000645	1	ALL	BOLT☐
	00752036	2	ALL	LOCKNUT☐
	000171	3	ALL	NUT☐
34	100727	1	ALL FWD	IDLER ARM, CTR & OFFSET
	104938	1	ALL REV	IDLER ARM, CTR☐
35	000547	1	ALL	IDLER PULLEY☐
	700494	1	ALL FWD	IDLER ASY, (ITEM 32,34,35 W/FASTENERS)
	701851	1	ALL REV	IDLER ASY, (ITEM 32,34,35 W/FASTENERS)☐
36	700488	1	ALL FWD	BELT GRD PKG W/FASTENERS☐
	701485	1	ALL REV	BELT GRD PKG W/FASTENERS☐
	000544	3	ALL FWD	BOLT
	000520☐	3	ALL	LOCKWASHER, FWD & REV ROTATION☐
	000139	1	ALL REV	BOLT☐
	000508	2	ALL REV	BOLT☐
	000063	2	ALL REV	FLATWASHER☐
	00001800	1	ALL REV	LOCKNUT☐
37	103117	1	ALL FWD	BELT GRD FENDER☐, FWD ROT
	104935	1	ALL REV	BELT GRD FENDER, REV ROT☐
	000141	1	ALL	BOLT, FRONT☐
	000140	1	ALL	BOLT, REAR☐
	00001800	2	ALL	LOCKNUT☐
38	107468	1	ALL	SPACER☐
40	107176	1	ALL	ROLLER, 62" W/ KEYED SHAFT☐
	107784	1	ALL	ROLLER, 62" W/ HEX SHAFT☐
	107177	1	ALL	ROLLER, 74" W/ KEYED SHAFT☐
	107785	1	ALL	ROLLER, 74" W/ HEX SHAFT☐
	703262	1	ALL	ROLLER ASY 62" W/ HEX SHAFT (ITEM 10,55,81,82,54 & 56)☐
	703261	1	ALL	ROLLER ASY 74" W/ HEX SHAFT
41	001863	OPT	ALL 62"	DRIVELINE ASY W/ CLUTCH☐, 62"
	001863	1	ALL 74"	DRIVELINE ASY W/ CLUTCH☐, 74"
42	107123	1	ALL CC	CUTTERSHAFT CC, 62" ☐
	107127	1	ALL FC	CUTTERSHAFT FC, 62"☐
	107124	1	ALL CC	CUTTERSHAFT, CC 74"☐
	107128	1	ALL FC	CUTTERSHAFT, FC 74"☐
43	000026	36	ALL CC	COTTER PIN☐ (CC)
44	100761	36	ALL CC	RING, (CC)

MOWER ASY. - RHD 62 - 74 (ITEMS 45 - 69)

ITEM	PART NO.	QTY.	MWR TYPE	DESCRIPTION
45	102670	36	ALL CC	PIN, HARDENED (CC)☐
46	100759	72	ALL CC	KNIFE, CC☐STD SERVICE
	108381	72	ALL CC	KNIFE, CC EXT. SERVICE☐
	700616	1	ALL CC	KNIFE PKG, CC (100759 KNIFE)☐
	702255A	1	ALL CC	KNIFE PKG, CC (108381 KNIFE)☐
47	103051	2	ALL	WEAR SHOE PLATE☐
	000515	2	ALL	CARRIAGE BOLT☐
	000700	4	ALL	PLOW BOLT☐
	00001800	6	ALL	LOCKNUT☐
48	001480	1	ALL	BRG & HSG ASY, (DRIVE END)☐
	703695	1	ALL	BRG ASY, (DRIVE END)
	002315	1	ALL	BRG ONLY (DRIVE END)☐
	000206	1	ALL	LUBRICAP, RED
	000354	6	ALL	BOLT
	00752036	6	ALL	LOCKNUT☐
49	102652☐	1	ALL	PULLEY, CUTTERSHAFT
50	100768	1	ALL	KEY☐
51	100720	1	ALL	CLAMP WASHER☐
52	000521	1	ALL	LOCKWASHER☐
53	000407	1	ALL	BOLT☐
54	703575	2	ALL	BRG & HSG ASY, KEYED W/ZERK☐
	703976	2	ALL	BRG & HSG ASY, HEX W/SERK & SETSCREW☐
	107340	2	ALL	BRG HSG, CAST
	703574	2	ALL	BEARING, KEYED BORE☐
	002486	2	ALL	BEARING, HEX BORE☐
	002039	2	ALL	GREASE FITTING☐
55	002037	2	ALL	SEAL,, F/ ROLLER BRGS☐
56	000516	4	ALL	CARRAIGE BOLT☐
57	00001800	4	ALL	LOCKNUT☐
58	000516	4	ALL	CARRIAGE BOLT☐
60	00001800	4	ALL	LOCKNUT☐
	000206	2	ALL	LUBRICAP
61	107524	1	ALL	FOOT GRD, 62"
	107256	1	ALL	FOOT GRD, 74"
62	104682	1	ALL 62"	RUBBER TRASH DFLCTR☐, REAR
	100783	1	ALL 74"	RUBBER TRASH DFLCTR , REAR☐
	10058000	9	ALL 62"	BOLT☐
	10058000	11	ALL 74"	BOLT☐
	00024100	9	ALL 62"	WASHER, PLAIN☐
	00024100	11	ALL 74"	WASHER, PLAIN☐
	02959924	9	ALL 62"	LOCKNUT
	02959924	11	ALL 74"	LOCKNUT☐
63	000032	76	ALL 62"	BOLT, (FC RING MNT'D KNIFE)☐
	000032	92	ALL 74"	BOLT, (FC RING MNT'D KNIFE) ☐
64	102650	152	ALL 62"	RING CLIP, (FC RING MNT'D KNIFE) ☐
	102650	184	ALL 74"	RING CLIP, (FC RING MNT'D KNIFE) ☐
65	000210	76	ALL 62"	LOCKNUT, (FC RING MNT'D KNIFE) ☐
	000210	92	ALL 74"	LOCKNUT, (FC RING MNT'D KNIFE) ☐
66	101991	76	ALL 62"	KNIFE RING, (FC RING MNT'D KNIFE) ☐
	101991	92	ALL 74"	KNIFE RING, (FC RING MNT'D KNIFE) ☐
67	101993	152	ALL 62"	KNIFE, FC (RING MNT'D) 62"☐
	101993	184	ALL 74"	KNIFE, FC (RING MNT'D) 74" ☐
	701655	1	ALL 62"	KNIFE PKG, FC (RING MNT'D) 62"
	700801	1	ALL 74"	KNIFE PKG, FC (RING MNT'D) 74"
68	101034	76	ALL 62"	KNIFE PIN FC, HARDENED 74"
	101034	92	ALL 74"	KNIFE PIN FC, HARDENED 74"
69	000026	76	ALL 62"	COTTER PIN, FC (PIN MNT'D)
	000026	92	ALL 74"	COTTER PIN, FC (PIN MNT'D)

MOWER ASY. - RHD 62 - 74 (ITEMS 70 - 84)



MOWER ASY. - RHD 62 - 74 (ITEMS 70 - 84)

ITEM	PART NO.	QTY.	MWR TYPE	DESCRIPTION	
70	102086	152	ALL 62	KNIFE, FC (PIN MNT'D)	
	102086	184	ALL 74	KNIFE, FC (PIN MNT'D)☐	
	701654	1	ALL 62	KNIFE PKG, FC 62" (KNIFE 102086)☐	
	700553	1	ALL 74	KNIFE PKG, FC 74" (KNIFE 102086)☐	
	102087	80	ALL	KNIFE, FC RENOVATING (PIN MNT'D)☐	
	700515	1	ALL FC	KNIFE PKG, FC 62" (KNIFE 102087)☐	
	71	000354	6	ALL	BOLT☐
73	00752036	6	ALL	LOCKNUT☐	
74	103064	1	ALL	FENDER☐	
75	000141	1	ALL	BOLT, FRONT	
76	000140	1	ALL	BOLT, REAR	
78	00001800	2	ALL	LOCKNUT☐	
79	704305	1	ALL	BEARING ASY, NON-DRIVE SIDE	
	002530	1	ALL	BEARING, NON-DRIVE SIDE	
80	106779	OPT	CTR FWD	TRASH DEFLCTR, FRONT 62"	
	106779	1	CTR REV	TRASH DEFLCTR, FRONT 62"	
	106780	OPT	CTR FWD	TRASH DEFLCTR, FRONT 74"	
	106780	1	CTR REV	TRASH DEFLCTR, FRONT 74"	
	000860	9	ALL 62"	BOLT☐	
	000860	11	ALL 74"	BOLT☐	
	00024100	9	ALL 62	WASHER, PLAIN☐	
	00024100	11	ALL 74"	WASHER, PLAIN☐	
	02959924	9	ALL 62"	LOCKNUT☐	
	02959924	11	ALL 74"	LOCKNUT☐	
	81	107182	1	ALL	ROLLER BRACKET, LH☐
82	107380	1	ALL	ROLLER BRACKET, RH	
	703263	1	ALL	BRG & BRKT ASY LH, KEYED BORE	
	703596	1	ALL	BRG & BRKT ASY RH, KEYED BORE☐	
	703977	1	ALL	BRG & BRKT ASY LH, HEX BORE☐	
	703978	1	ALL	BRG & BRKT ASY RH, HEX BORE☐	
	02886900	4	ALL	CARRIAGE BOLT☐	
	02979042	4	ALL	LOCKNUT☐	
	103026	36	ALL CC	KNIFE CC, RENOVATING☐	
	701777	1	ALL CC	KNIFE PKG CC (KNIFE 103026)☐	
	100704	2	ALL	WEAR SHOES, RENOVATING☐	
	000140	4	ALL	BOLTS☐	
	00001800	1	ALL	LOCKNUT☐	
	83	00749130	4	ALL	BOLT☐
	84	00001800	4	ALL	LOCKNUT☐

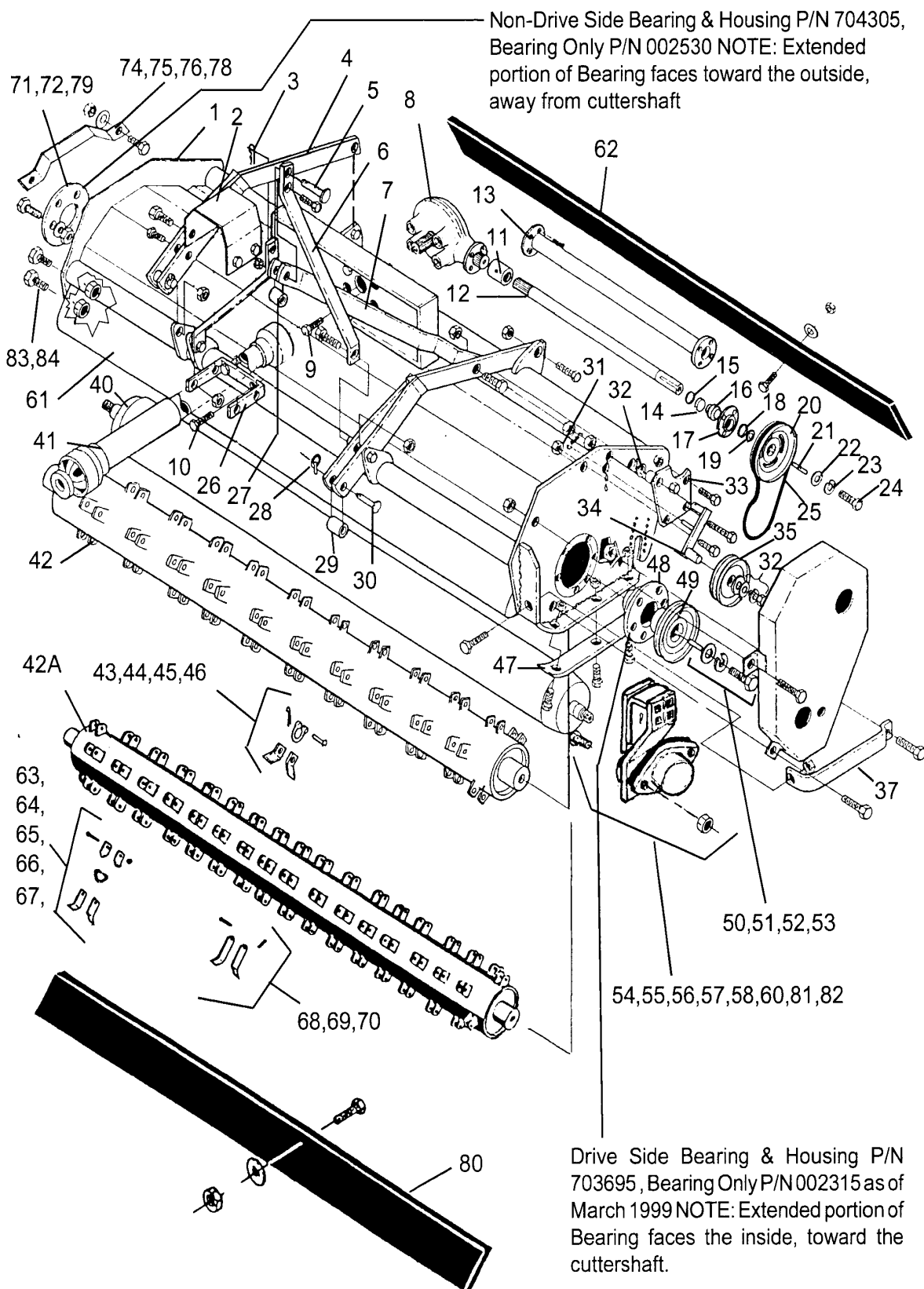
THE 62" AND THE 74" ALSO HAVE A RENOVATING OPTION FOR THE KNIVES.

THE 62" AND THE 74" IS OFFERED AS COARSE CUT OR FINE CUT CUTTERSHAFTS. THE FINE CUT IS OFFERED AS PIN MOUNTED OR RING MOUNTED KNIVES. THE COURSE CUT HAS RING MOUNTED KNIVES.

THE 62" AND 74" IS OFFERED AS FORWARD OR REVERSE ROTATION OF BLADES.

THE 62" AND THE 74" ARE OFFERED AS CENTER MOUNT HITCH, THE 74" HAS OPTIONAL OFFSET HITCH MODEL, OFFSET IS TO THE RIGHT AS 8" OR 14" OFFSET. THE OFFSET MODELS ARE ONLY IN FORWAERD ROTATION.

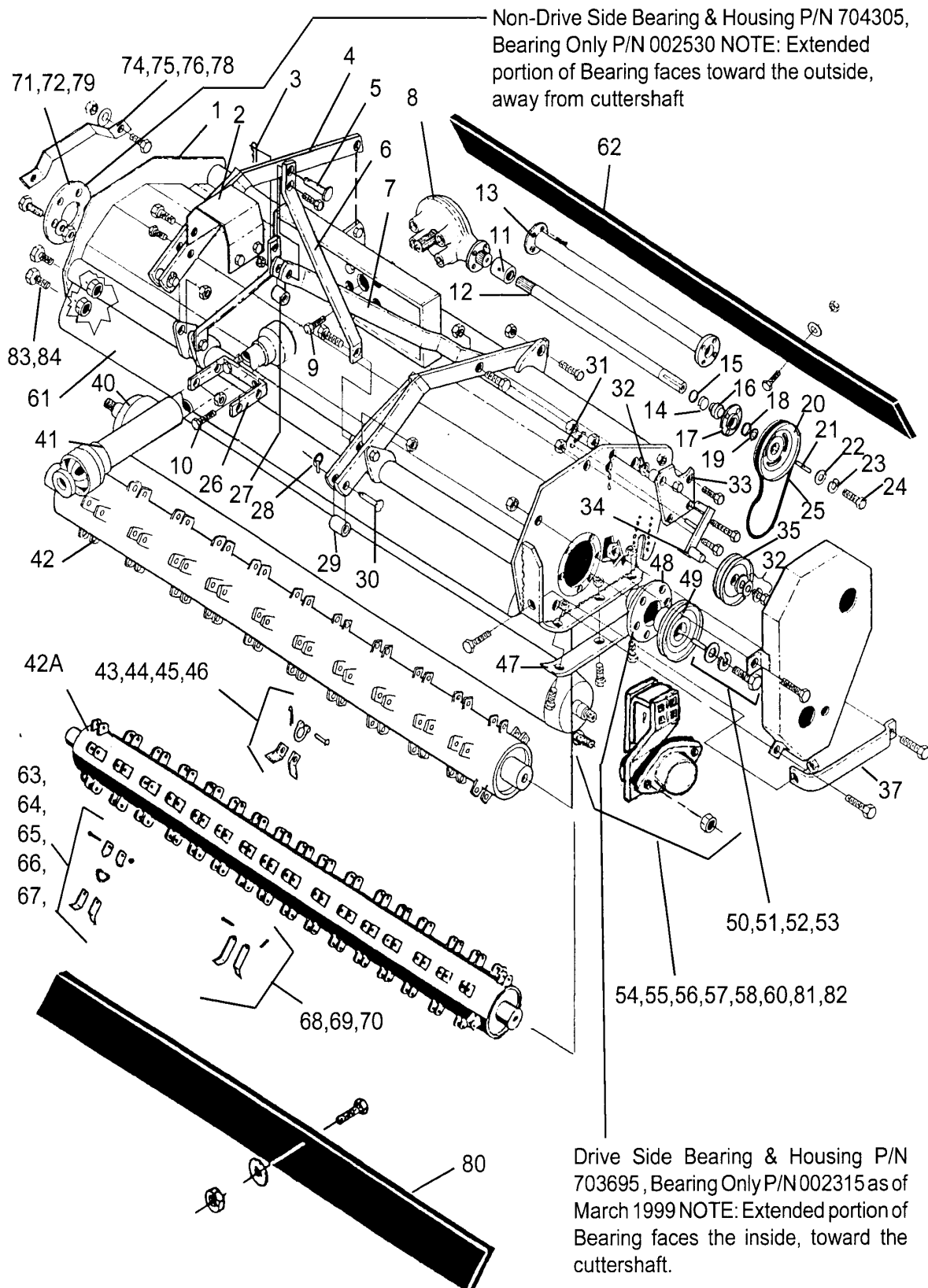
MOWER ASY. - RHD 88 (ITEMS 1 - 13)



MOWER ASY. - RHD 88 (ITEMS 1 - 13)

ITEM	PART NO.	QTY.	MWR TYPE	DESCRIPTION
1	107171	1	CTR FWD	CUTTER HSG
	107201	1	CTR FWD	CUTTER HSG, W/ CSTR BRKTS
	107171	1	CTR REV	CUTTER HSG
	107201	1	CTR REV	CUTTER HSG, W/ CSTR BRKTS
	107220	1	OR 6.5"	CUTTER HSG
	107221	1	OR 6.5"	CUTTER HSG, W/ CSTR BRKTS
	107203	1	OR 8.5"	CUTTER HSG
	107202	1	OR 8.5"	CUTTER HSG, W/ CSTR BRKTS
	107204	1	OR14.5"	CUTTER HSG
	107205	1	OR14.5"	CUTTER HSG, W/ CSTR BRKTS
	107206	1	OR20.5"	CUTTER HSG
	107207	1	OR20.5"	CUTTER HSG, W/ CSTR BRKTS
	107539	1	OR26.5"	CUTTER HSG
2	702705	1	ALL	PTO SHIELD
	000132	4	ALL	BOLT
	000019	4	ALL	LOCKWASHER
3	102549	1	ALL	QUICK COTTER
4	102658	2	ALL	OVERARM
	02045000	2	ALL	BOLT, OVERARM ATTACHING
	000716	6	ALL	BOLT, OVERARM ATTACHING
	00695100	8	ALL	LOCKNUT, OVERARM ATTCHING
	000874	1	ALL	BOLT
	102667	1	ALL	SPACER, A-FRAME
	00037200	1	ALL	LOCKNUT
5	101779	1	ALL	HITCH PIN, TOP LINK
6	103715	2	ALL	A-FRAME
7	02977728	1	ALL	G/B MNTG FRAME, S/N 19881 & UP
	103713	1	ALL	G/B MNTG FRAME, S/N 19880 & DOWN
8	702673	1	ALL	G/B ASY
	700489	1	CTR FWD	G/B & EXT'N SHAFT ASY
	700489	1	CTR REV	G/B & EXT'N SHAFT ASY
	700523	1	OR 6.5"	G/B & EXT'N SHAFT ASY
	701457	1	OR 8.5"	G/B & EXT'N SHAFT ASY
	701455	1	OR14.5"	G/B & EXT'N SHAFT ASY
	700554	1	OR20.5"	G/B & EXT'N SHAFT ASY
	703757	1	OR26.5"	G/B & EXT'N SHAFT ASY
9	000510	2	ALL	BOLT, UPPER
10	000511	2	ALL	BOLT, LOWER
	000521	4	ALL	LOCKWASHER
	000552	6	ALL	G/B SHIM, QTY AS NEEDED
11	700171	1	ALL	SPLINED COUPLER ASY.
	001727	4	ALL	SCREW, COUNTER BORE
	000019	4	ALL	LOCKWASHER
12	100724	1	CTR FWD	EXT'N SHAFT, 36-1/8"
	100724	1	CTR REV	EXT'N SHAFT, 36-1/8"
	100778	1	OR 6.5"	EXT'N SHAFT, 29-9/16"
	100287	1	OR 8.5"	EXT'N SHAFT, 27-5/8"
	100288	1	OR14.5"	EXT'N SHAFT, 21-5/8"
	100286	1	OR20.5"	EXT'N SHAFT, 15-5/8"
	107540	1	OR26.5"	EXT'N SHAFT, 9-11/16"
13	100721	1	CTR FWD	EXT'N SHAFT HSG
	100721	1	CTR REV	EXT'N SHAFT HSG
	100776	1	OR 6.5"	EXT'N SHAFT HSG
	102804	1	OR 8.5"	EXT'N SHAFT HSG
	102874	1	OR14.5"	EXT'N SHAFT HSG
	102637	1	OR20.5"	EXT'N SHAFT HSG
	107541	1	OR26.5"	EXT'N SHAFT HSG
	001727	1	ALL	SCREW, COUNTER BORE
	000019	1	ALL	LOCKWASHER

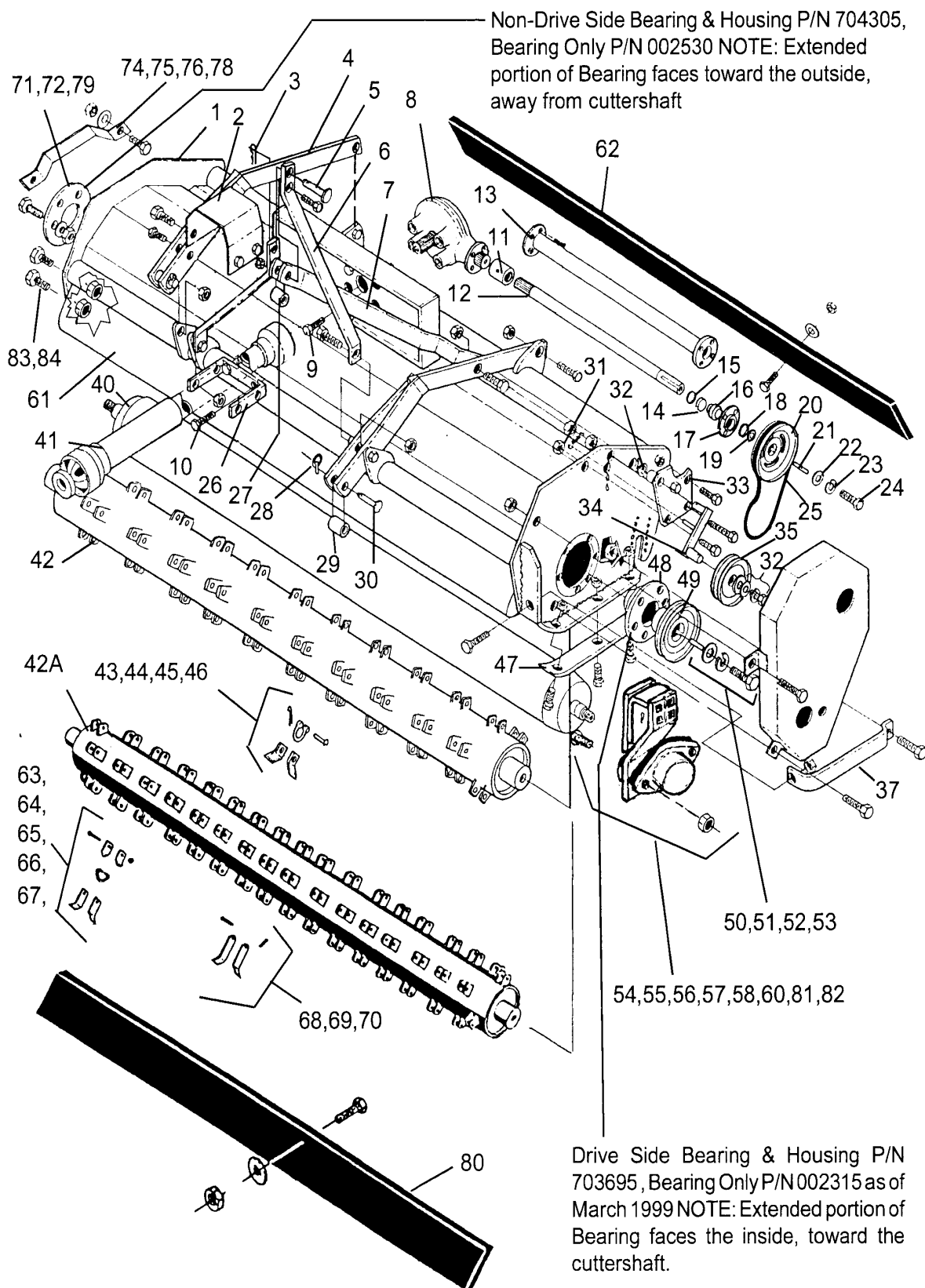
MOWER ASY. - RHD 88 (ITEMS 14 - 36)



MOWER ASY. - RHD 88 (ITEMS 14 - 36)

ITEM	PART NO.	QTY.	MWR TYPE	DESCRIPTION
14	100010	1	ALL	BEVEL RING
15	100057	1	ALL	SNAP RING ^α
16	000398	1	ALL	BEARING ^α
	700491	1	ALL	BEARING & HSG ASY.
	000206	1	ALL	LUBRICAP, RED
	000937	4	ALL	BOLT
	00752036	4	ALL	NUT ^α
17	700739	1	ALL	BEARING HSG
18	000402	2	ALL	BEARING RETAINING RING
19	102651	1	ALL	PULLEY SHIM, QTY AS NEEDED
20	102501	1	AL	DRIVE SHAFT PULLEY ^α
21	101782	1	ALL	KEY
22	101780	1	ALL	WASHER, HEAVY ^α
23	000520	1	ALL	LOCKWASHER
24	000555	1	ALL	BOLT
25	100706	1	ALL	DRIVE BELT ^α
26	105597	1	ALL	SHIELD MNTG BRKT
27	103717	1	ALL	BUSHING, UPPER (CONVERT CAT I TO CAT II)
28	000313	2	ALL	CLICK PIN
29	103716	2	ALL	BUSHING, LOWER (CONVERT CAT I TO CAT II)
30	100743	2	ALL	HITCH PIN, LOWER
31	000539	1	ALL	SPRING
32	101778	4	ALL	PULLEY ARM BEARING SPACER
	000001	1	ALL	BOLT
	000018	1	ALL	LOCKWASHER
	000017	1	ALL	WASHER ^α
	700494	1	CTR FWD	IDLER ARM ASY, CTR FWD MODEL
	701851	1	CTR REV	IDLER ARM ASY, CTR REV MODEL
	700494	1	ALL O/S	IDLER ARM ASY, O/S MODELS ^α
33	701905	1	CTR FWD	OUTBOARD BRG PLATE W/ZERK
	701847	1	CTR REV	OUTBOARD BRG PLATE W/ZERK
	701905	1	ALL O/S	OUTBOARD BRG PLATE W/ZERK
	000206	1	ALL	LUBRICAP, RED
	000135	1	ALL	BOLT, LONG
	000645	1	ALL	BOLT ^α
	00752036	2	ALL	LOCKNUT
	000171	1	ALL	NUT ^α
34	100727	1	CTR FWD	IDLER ARM WLDMNT
	104938	1	CTR REV	IDLER ARM WLDMNT
	100727	1	ALL O/S	IDLER ARM WLDMNT ^α
	000523	2	ALL	COTTER PIN
35	000547	1	ALL	IDLER PULLEY ^α
	700494	1	CTR FWD	IDLER ASY, ITEMS 32 - 35 & FASTENERS ^α
	701851	1	CTR REV	IDLER ASY, ITEMS 32 - 35 & FASTENERS ^α
	700494	1	ALL O/S	IDLER ASY, ITEMS 32 - 35 & FASTENERS ^α
36	700488	1	CTR FWD	BELT GRD PKG W/FASTENERS
	701485	1	CTR REV	BELT GRD PKG W/FASTENERS ^α
	700488	1	ALL O/S	BELT GRD PKG W/FASTENERS ^α
	000139	3	CTR FWD	BOLT ^α
	000139	3	ALL O/S	BOLT ^α
	00001800	3	CTR FWD	NUT ^α
	00001800	3	ALL O/S	NUT ^α
	000139	1	CTR REV	BOLT ^α
	000508	2	CTR REV	BOLT ^α
	000520	2	CTR REV	LOCKWASHER ^α
	000063	1	CTR REV	LOCKWASHER ^α
	00001800	1	CTR REV	NUT ^α

MOWER ASY. - RHD 88 (ITEMS 37 - 65)

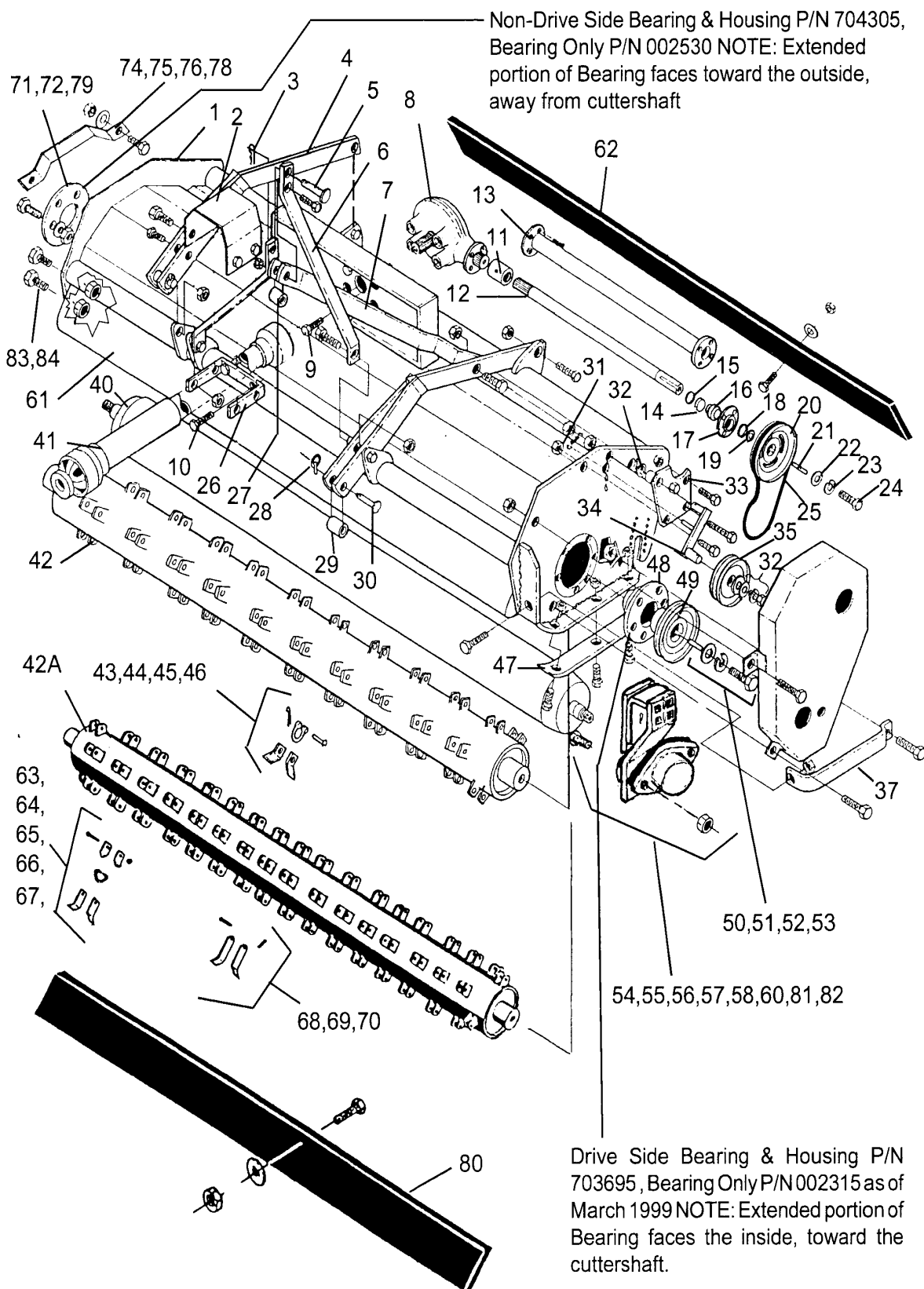


MOWER ASY. - RHD 88 (ITEMS 37 - 65)

ITEM	PART NO.	QTY.	MWR TYPE	DESCRIPTION
37	103117	1	CTR FWD	BELT GRD FENDER☐
	104935	1	CTR REV	BELT GRD FENDER☐
	103117	1	ALL O/S	BELT GRD FENDER
	103064	1	ALL	FENDER, RH FWD / LH REV☐
	000141	1	ALL	BOLT, FRONT☐
	000140	1	ALL	BOLT, REAR☐
	00001800	2	ALL	NUT☐
38	107468	1	ALL	SPACER☐
40	107178	1	ALL	ROLLER WLDMNT, KEYED SHAFT☐
	107786	1	ALL	ROLLER WLDMNT, HEX SHAFT☐
	703260	1	ALL	ROLLER ASY, HEX (W/ITEMS 40,54-57,81,82)☐
41	001863	1	ALL	DRIVELINE ASY, W/ CLUTCH☐
42	107125	1	ALL CC	CUTTERSHAFT, CC☐
42A	107129	1	ALL FC	CUTTERSHAFT, FC☐
43	000026	44	ALL CC	COTTER PIN☐
44	100761	44	ALL CC	RING☐
45	102670	44	ALL CC	KNIFE PIN, HARDENED☐
46	100759	88	ALL CC	KNIFE, CC☐
	108381	88	ALL CC	KNIFE, CC EXT SERV (S/N 17721 & UP)
	103026	44	ALL CC	KNIFE, CC RENOVATING☐
	700592	1	ALL CC	KNIFE PKG, CC (100759 KNIFE)☐
	702256A	1	ALL CC	KNIFE PKG, CC (108381 KNIFE)
	701778	1	ALL CC	KNIFE PKG, CC RENOVATING☐
47	103051	2	ALL	SHOE WEAR PLATE☐
	000515	2	ALL	CARRIAGE BOLT☐
	000700	4	ALL	PLOW BOLT☐
	00001800	6	ALL	NUT☐
	100704	2	ALL	WEAR SHOE, RENOVATING☐
	000140	4	ALL	BOLT☐
	00001800	4	ALL	NUT☐
48	703695	1	ALL	BEARING & HSG ASY (DRV END)☐
	002315	1	ALL	BEARING☐
	000206	2	ALL	LUBRICAP, RED☐
	000354	6	ALL	BOLT☐
	00752036	6	ALL	NUT☐
49	102652	1	ALL	PULLEY, F/ CUTTERSHAFT☐
50	100768	1	ALL	KEY☐
51	100720	1	ALL	CLAMP WASHER
52	000521	1	ALL	LOCKWASHER☐
53	000407	1	ALL	BOLT☐
54	703575	2	ALL	BEARING & HSG ASY KEYED W/ZERK
	703976	2	ALL	BEARING & HSG ASY HEX W/ZERK☐
	107340	2	ALL	BEARING HSG, CAST
	703574	2	ALL	BEARING, KEYED BORE
	002486	2	ALL	BEARING, HEX BORE
	002039	2	ALL	GREASE FITTING☐
55	002037	2	ALL	SEAL☐
56	000516	4	ALL	CARRIAGE BOLT☐
57	00001800	4	ALL	NUT☐
58	000516	4	ALL	CARRIAGE BOLT☐
60	00001800	4	ALL	NUT
	000206	2	ALL	LUBRICAP, RED☐
61	107258	1	ALL	FOOT GRD, FRONT☐
62	100755	1	ALL	RUBBER DEFLECTOR, REAR☐
	10058000	12	ALL	BOLT☐
	00024100	12	ALL	WASHER☐
	02959924	12	ALL	NUT☐
63	000032	108	ALL	BOLT☐
64	102650	216	ALL	RING CLIP
65	000210	108	ALL	LOCKNUT☐

RHD 62 74 88 96 (Nov-05) -Current Rev 08-07

MOWER ASY. - RHD 88 (ITEMS 66 - 84)

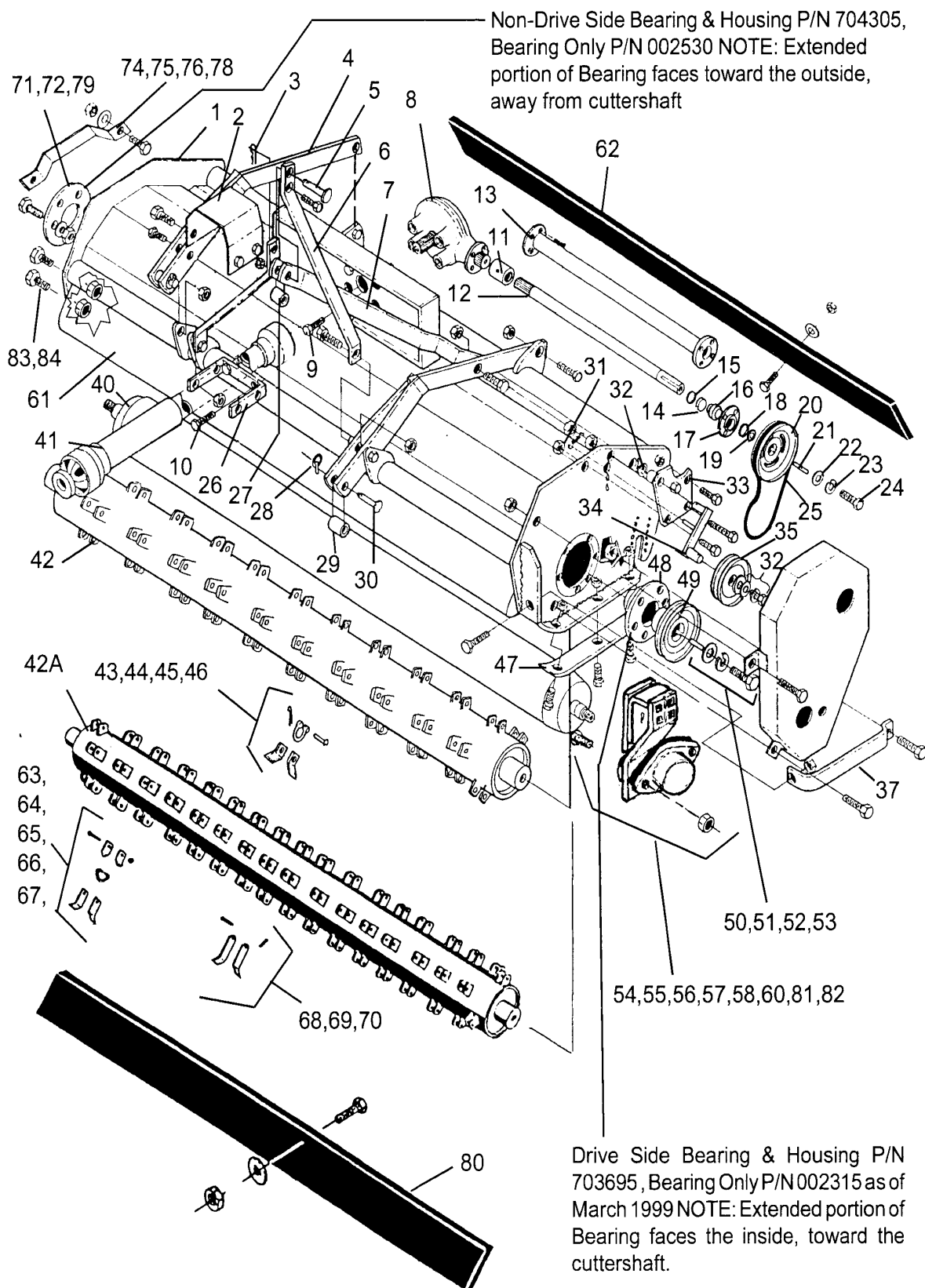


MOWER ASY. - RHD 88 (ITEMS 66 - 84)

ITEM	PART NO.	QTY.	MWR TYPE	DESCRIPTION
66	101991	108	ALL FC	RING, FC
67	101993	216	ALL FC	KNIFE, FC RING MNT'D ^α
	700803	1	ALL FC	KNIFE PKG FC, (ITEMS 63 - 67) ^α
68	101034	108	ALL FC	KNIFE PIN, HARDENED
69	000026	108	ALL FC	COTTER PIN ^α
70	102086	216	ALL FC	KNIFE, FC PIN MNT'D ^α
	700496 ^α	1	ALL FC	KNIFE PKG FC, (ITEMS 68 - 70)
	102087	108	ALL FC	KNIFE, FC RENOVATING ^α
71	000354	6	ALL	BOLT
73	00752036	6	ALL	NUT ^α
74	103064	1	ALL	FENDER
75	000141	1	ALL	BOLT ^α
76	000140	1	ALL	BOLT
78	00001800	2	ALL	NUT
79	704305	1	ALL	BEARING & HSG ASY, NON DRV END
	002530	1	ALL	BEARING W/ SETSCREW
80	106781	1	CTR REV	RUBBER DEFLECTOR, FRONT ^α
	000860	12	ALL	BOLT ^α
	00024100	12	ALL	WASHER ^α
	02959924	12	ALL	NUT
81	107182	1	ALL	BRACKET, LH ^α
82	107380	1	ALL	BRACKET, RH ^α
	703263	1	ALL	BRG & BRKT ASY LH W/KEYED BRG ^α
	703596	1	ALL	BRG & BRKT ASY RH W/KEYED BRG ^α
	703977	1	ALL	BRG & BRKT ASY LH W/HEX BRG
	703978	1	ALL	BRG & BRKT ASY RH W/HEX BRG
	02886900	4	ALL	CARRIAGE BOLT ^α
	02979042	4	ALL	LOCKNUT ^α
83	00749130	4	ALL	BOLT
84	00001800	4	ALL	LOCKNUT ^α

NOTE; THE SHD 88 IS OFFERED IN OPTIONAL CONFIGURATION. FINE CUT OR COARSE CUT CUTTER SHAFTS. FORWARD OR REVERSE ROTATION (REVERSE ROTATION CENTER MOUNT ONLY). CENTER MOUNT OR OFFSET MOUNT (A-FRAME). ALL OFFSET MODELS ARE OFFSET TO THE RIGHT (OR). THERE ARE OFFSET MODELS OF 6-1/2", 8-1/2", 14-1/2", 20-1/2" AND 26-1/2" OFFSET (O/S) TO THE RIGHT (OR).

MOWER ASY. - RHD 96 (ITEMS 1 - 31)

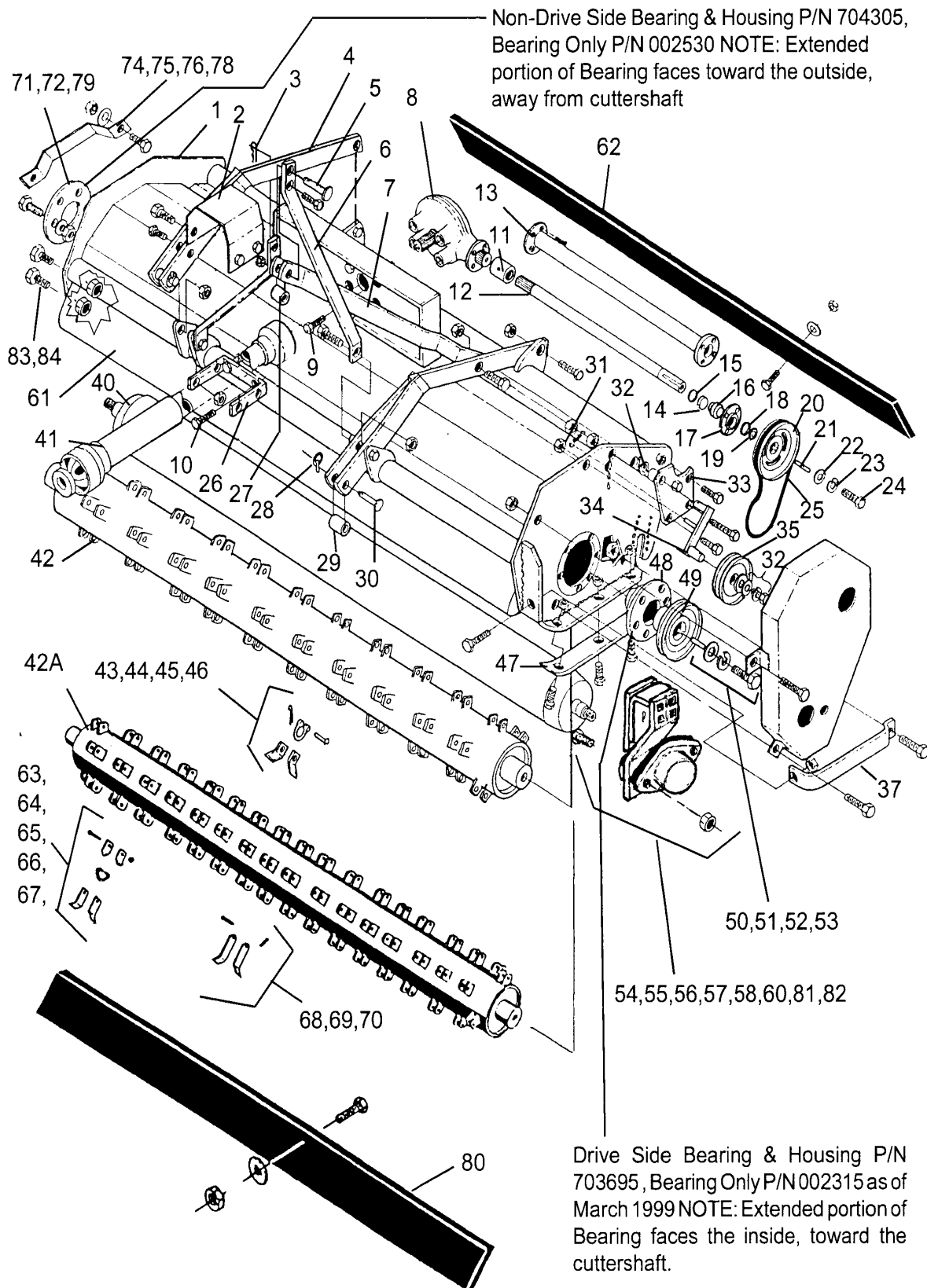


MOWER ASY. - RHD 96 (ITEMS 1 - 31)

ITEM	PART NO.	QTY.	MWR TYPE	DESCRIPTION
1	107768	1	CTR FWD	CUTTER HSG WLDMNT, CENTERED
	107768	1	CTR REV	CUTTER HSG WLDMNT, CENTERED ^α
	107777	1	OR30.5"	CUTTER HSG WLDMNT, OFFSET ^α
2	702705	1	ALL	PTO SHIELD ^α
	000132	4	ALL	BOLT
	000019	4	ALL	LOCKWASHER ^α
3	102549	1	ALL	QUICK COTTER ^α
4	102658	2	ALL	OVERARM ^α
	02045000	2	ALL	BOLT, OVERARM ATTACHING
	000716	6	ALL	BOLT, OVERARM ATTACHING ^α
	00695100	8	ALL	LOCKNUT ^α
	000874	1	ALL	BOLT ^α
	102667	1	ALL	SPACER, A-FRAME ^α
	00037200	1	ALL	LOCKNUT ^α
5	101779	1	ALL	HITCH PIN, TOP LINK ^α
6	103715	2	ALL	A-FRAME ^α
7	02977728	1	ALL	G/B MNTG FRAME, S/N 01229 & UP ^α
	103713	1	ALL	G/B MNTG FRAME, S/N 01228 & DOWN ^α
8	703673	1	ALL	GEARBOX ASY. ^α
	703946	1	CTR FWD	G/B & EXT'N SHAFT ASY ^α
	703946	1	CTR REV	G/B & EXT'N SHAFT ASY
	703757	1	OR30.5"	G/B & EXT'N SHAFT ASY ^α
9	000510	2	ALL	BOLT, UPPER ^α
10	000511	2	ALL	BOLT, LOWER ^α
	000521	4	ALL	LOCKWASHER ^α
	000552	6	ALL	G/B SHIM, QTY AS NEEDED ^α
11	700171	1	ALL	COUPLER ASY, SPLINED ^α
	001727	4	ALL	SCREW, COUNTER BORE ^α
	000019	4	ALL	LOCKWASHER ^α
12	107748	1	CTR FWD	G/B EXT'N ^α SHAFT, 40-5/32" LONG
	107748	1	CTR REV	G/B EXT'N SHAFT, 40-5/32" LONG ^α
	107540	1	OR30.5"	G/B EXT'N SHAFT, 9-5/32" LONG ^α
13	107747	1	CTR FWD	G/B EXT'N SHAFT HSG ^α
	107747	1	CTR REV	G/B EXT'N SHAFT HSG ^α
	107541	1	OR30.5"	G/B EXT'N SHAFT HSG ^α
	001727	1	ALL	SCREW, COUNTER BORE ^α
	000019	1	ALL	LOCKWASHER ^α
14	100010	1	ALL	BEVEL RING ^α
15	100057	1	ALL	SNAP RING ^α
16	000398	1	ALL	BEARING ^α
	700491	1	ALL	BEARING & HSG ASY ^α
	000206	1	ALL	LUBRICAP, RED ^α
	000937	4	ALL	BOLT ^α
	00752036	4	ALL	NUT ^α
17	700739	1	ALL	BEARNG HSG W/ ZERK ^α
18	000402	2	ALL	BEARING RETAINING RING ^α
19	102651	3	ALL	^α PULLEY SHIM, QTY AS NEEDED
20	102501	1	ALL	DRIVESHAFT PULLEY ^α
21	101782	1	ALL	KEY ^α
22	101780	1	ALL	WASHER, HEAVY ^α
23	000520	1	ALL	LOCKWASHER ^α
24	000555	1	ALL	BOLT ^α
25	100706	1	ALL	DRIVE BELT ^α
26	105597	1	ALL	SHIELD MNTG BRKT ^α
27	103717	1	ALL	BUSHING, UPPER, (CAT I TO CATII CONVERSION)
28	000313	2	ALL	CLICK PIN ^α
29	103716	2	ALL	BUSHING, LOWER (CAT I TO CAT II CONVERSION) ^α
30	100743	2	ALL	HITCH PIN, LOWER ^α
31	000539	1	ALL	SPRING ^α

RHD 62 74 88 96 (Nov-05) -Current Rev 08-07

MOWER ASY. - RHD 96 (ITEMS 32 - 47)

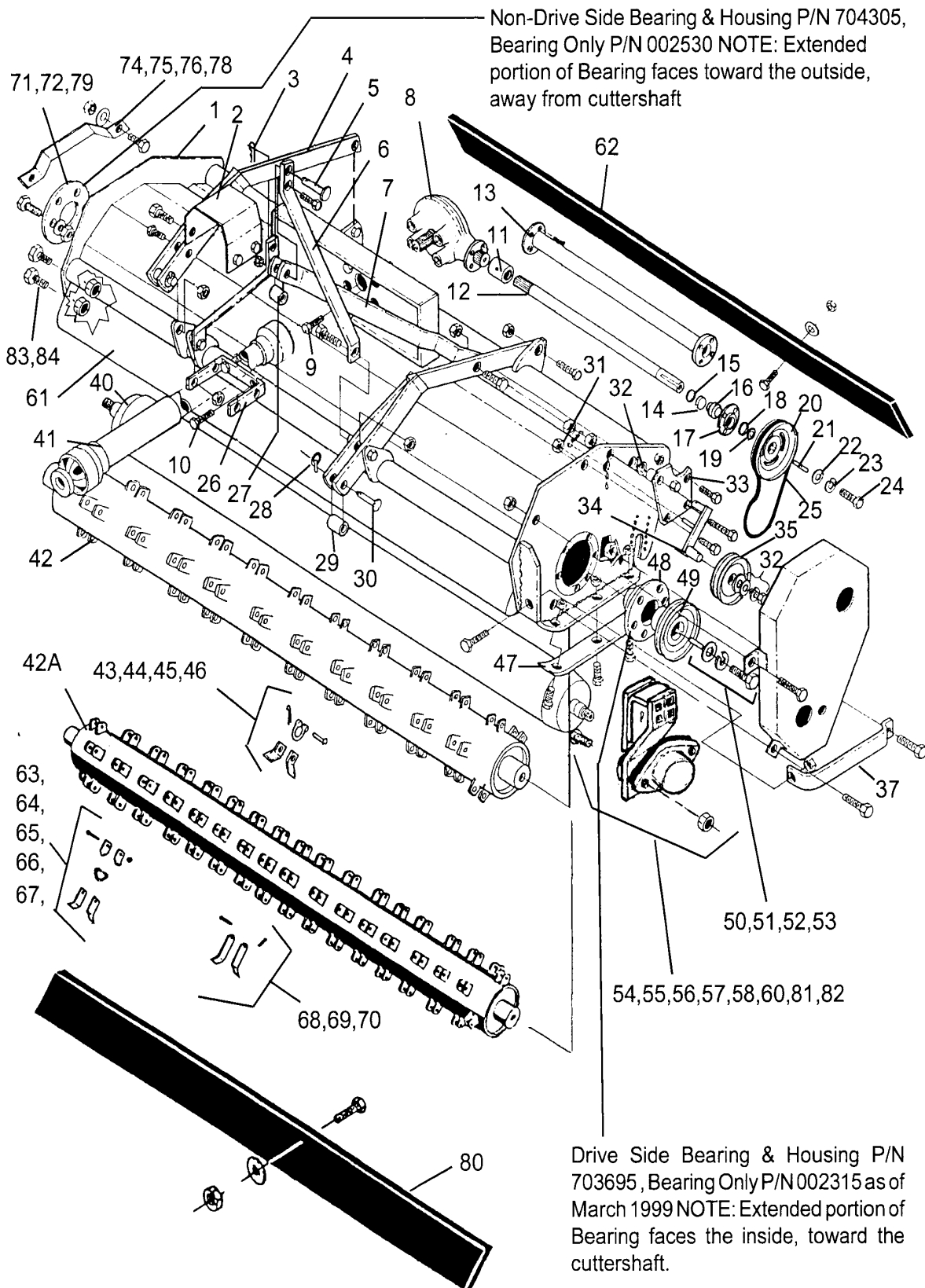


MOWER ASY. - RHD 96 (ITEMS 32 - 47)

ITEM	PART NO.	QTY.	MWR TYPE	DESCRIPTION
32	101778	1	ALL	SPACER, PULLEY ARM BRG PLATE
	000001	4	ALL	BOLT α
	00011700	1	ALL	LOCKWASHER α
	00023500	1	ALL	WASHER α
	700494	1	CTR FWD	IDLER ARM ASY, FWD ROTATION α
	701851	1	CTR REV	IDLER ARM ASY, REV ROTATION α
	700494	1	OR30.5"	IDLER ARM ASY, FWD ROTATION α
33	701905	1	CTR FWD	OUTBOARD BRG PLATE W/ZERK α
	701847	1	CTER REV	OUTBOARD BRG PLATE W/ZERK α
	701905	1	OR30.5"	OUTBOARD BRG PLATE W/ZERK α
	000206	1	ALL	LUBRICAP, RED α
	000135	1	ALL	BOLT, LONG α
	000645	1	ALL	BOLT α
	00752036	2	ALL	LOCKNUT α
	000171	1	ALL	NUT α
34	100727	1	CTR FWD	IDLER ARM, FWD ROTATION α
	104938	1	CTR REV	IDLER ARM, REV ROTATION α
	100727	1	OR30.5"	IDLER ARM, FWD ROTATION α
	00755153	2	ALL	COTTER PIN α
35	000547	1	ALL	IDLER PULLEY α
	700494	1	CTR FWD	α IDLER ASY, W/32 - 35 & FASTENERS
	701851	1	CTR REV	IDLER ASY, W/32 - 35 & FASTENERS α
	700494	1	OR30.5"	IDLER ASY, W/32 - 35 & FASTENERS α
36	700488	1	CTR FWD	BELT GRD PKG W/FASTENERS
	701485	1	CTR REV	BELT GRD PKG W/FASTENERS
	700488	1	OR30.5"	BELT GRD PKG W/FASTENERS
	000139	3	CTR FWD	BOLT α
	000139	1	CTR REV	BOLT
	000139	3	OR30.5"	BOLT α
	00001800	3	CTR FWD	NUT α
	00001800	1	CTR REV	NUT α
	00001800	3	OR30.5"	NUT α
	000508	2	CTR REV	BOLT α
	000520	2	CTR REV	LOCKWASHER α
	000063	1	CTR REV	FLATWASHER α
37	103117	1	CTR FWD	BELT GRD FENDER α
	104935	1	CTR REV	BELT GRD FENDER α
	103117	1	OR30.5"	BELT GRD FENDER α
	103064	1	ALL	FENDER, RH FWD / LH REV α
	000141	1	ALL	BOLT, FRONT α
	000140	1	ALL	BOLT, REAR α
	00001800	2	ALL	NUT α
38	107468	1	ALL	SPACER α
40	107682	1	ALL	ROLLER W/ KEYED SHSFT α
	107787	1	ALL	ROLLER W/HEX SHAFT α
41	001863	1	ALL	DRIVELINE ASY W/ CLUTCH
42	107745	1	ALL CC	CUTTERSHAFT F/ CC KNIVES
	107789	1	ALL FC	CUTTERSHAFT F/ FC KNIVES α
43	000026	48	ALL CC	COTTER PIN α
44	100761	48	ALL CC	RING α
45	102670	48	ALL CC	KNIFE PIN, HARDENED
46	100759	96	ALL CC	KNIFE, CC
	108381	96	ALL CC	KNIFE, CC α (EXT SER) S/N 00707 & UP
	703874A	1	ALL CC	KNIFE PKG. (EXT SER) S/N 00707 & UP α
	103026	48	ALL CC	KNIFE, CC RENOVATING α
47	103051	2	ALL	SHOE, WEAR PLATE, STD
	000515	2	ALL	CARRIAGE BOLT α
	000700	4	ALL	PLOW BOLT α
	00001800	6	ALL	NUT α
	100704	2	ALL	SHOE, WEAR PLATE, RENOVATING α
	000140	4	ALL	BOLT α
	00001800	4	ALL	NUT

RHD 62 74 88 96 (Nov-05) -Current Rev 08-07

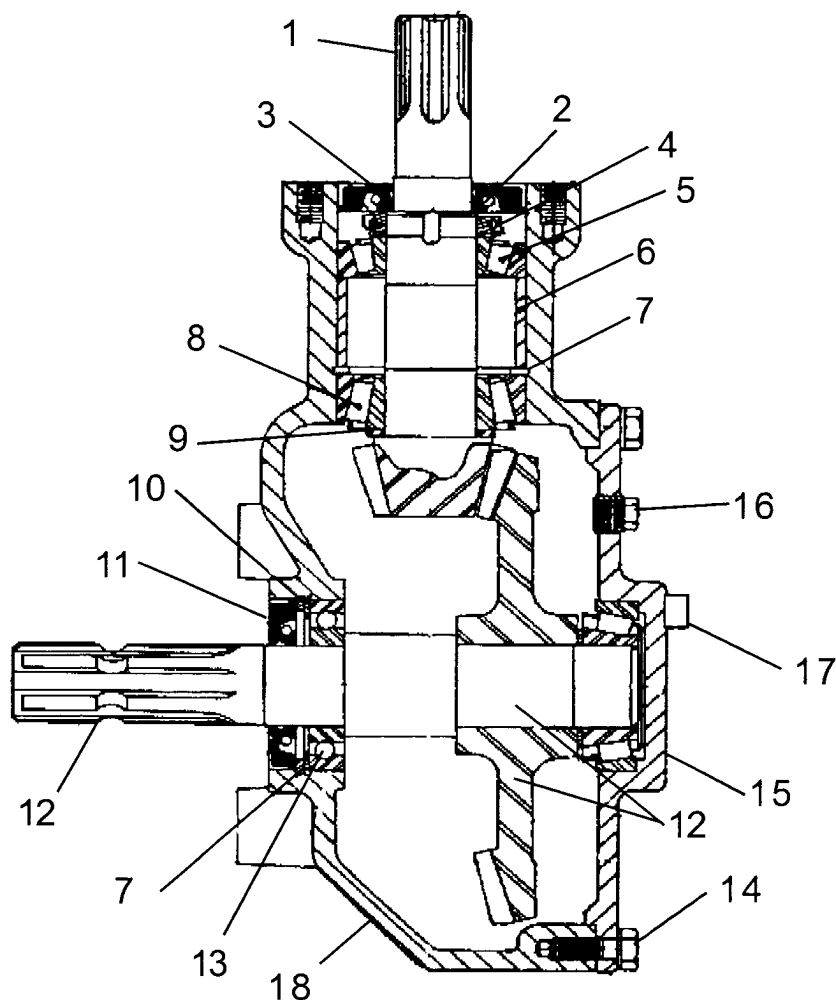
MOWER ASY. - RHD 96 (ITEMS 48 - 84)



MOWER ASY. - RHD 96 (ITEMS 48 - 84)

ITEM	PART NO.	QTY.	MWR TYPE	DESCRIPTION
48	703695	1	ALL	BEARING & HSG ASY, DRIVE END
	002315	1	ALL	BEARING, DRIVE END
	000206	2	ALL	LUBRICAP, RED
	000354	6	ALL	BOLT
	00752036	6	ALL	NUT
49	102652	1	ALL	PULLEY, CUTTERSHAFT
50	100768	1	ALL	KEY
51	100720	1	ALL	CLAMP WASHER
52	000521	1	ALL	LOCKWASHER
53	000407	1	ALL	BOLT
54	703575	2	ALL	BEARING & HSG ASY, KEYED ROLLER
	703976	2	ALL	BEARING & HSG ASY, HEX ROLLER
	107340	2	ALL	BEARING HSG, CAST
	703574	2	ALL	BEARING, F/ KEYED ROLLER SHAFT
	002486	2	ALL	BEARING, F/ HEX ROLLER SHAFT
	002039	2	ALL	GREASE FITTING
55	002037	2	ALL	SEAL
56	000516	4	ALL	CARRIAGE BOLT
57	00001800	4	ALL	NUT
58	000516	4	ALL	CARRIAGE BOLT
60	00001800	4	ALL	NUT
	000206	2	ALL	LUBRICAP, RED
61	107754	1	ALL	FOOT GRD, FRONT
62	107753	1	ALL	RUBBER TRASH DEFLECTOR, REAR
	10058000	13	ALL	BOLT
	00024100	13	ALL	WASHER
	02959924	13	ALL	NUT
63	000032	118	ALL FC	BOLT
64	102650	236	ALL FC	RING CLIP, FC (RING MNT'D)
65	000210	118	ALL FC	LOCKNUT, FC (RING MNT'D)
66	101991	118	ALL FC	RING, FC KNIFE (RING MNT'D)
67	101993	236	ALL FC	KNIFE, FC (RING MNT'D)
68	101034	118	ALL FC	KNIFE PIN, HARDENED (PIN MNT'D)
69	000026	118	ALL FC	COTTER PIN (PIN MNT'D)
70	102086	236	ALL FC	KNIFE, FC (PIN MNT'D)
	102087	118	ALL FC	KNIFE, FC RENOVATING (PIN MNT'D)
71	000354	6	ALL	BOLT
73	00752036	6	ALL	NUT
74	103064	1	ALL	FENDER
75	000141	1	ALL	BOLT
76	000140	1	ALL	BOLT
78	00001800	2	ALL	NUT
79	704305	1	ALL	BEARING & HSG ASY, NON DRIVE END
	002530	1	ALL	BEARING W/SETSCREW, NON- DRIVE END
81	107182	1	ALL	ROLLER BRG BRKT, LH
82	107380	1	ALL	ROLLER BRG BRKT, RH
	703263	1	ALL	ROLLER BRG & BRKT ASY LH, KEYED SHAFT (ITEMS 81,54 - 57)
	703596	1	ALL	ROLLER BRG & BRKT ASY RH, KEYED SHAFT (ITEMS 82,54 - 57)
	703977	1	ALL	ROLLER BRG & BRKT ASY LH, HEX SHAFT
	703978	1	ALL	ROLLER BRG & BRKT ASY RH, HEX SHAFT
	02886900	4	ALL	CARRIAGE BOLT
	02979042	4	ALL	LOCKNUT
83	00749130	4	ALL	BOLT
84	00001800	1	ALL	LOCKNUT

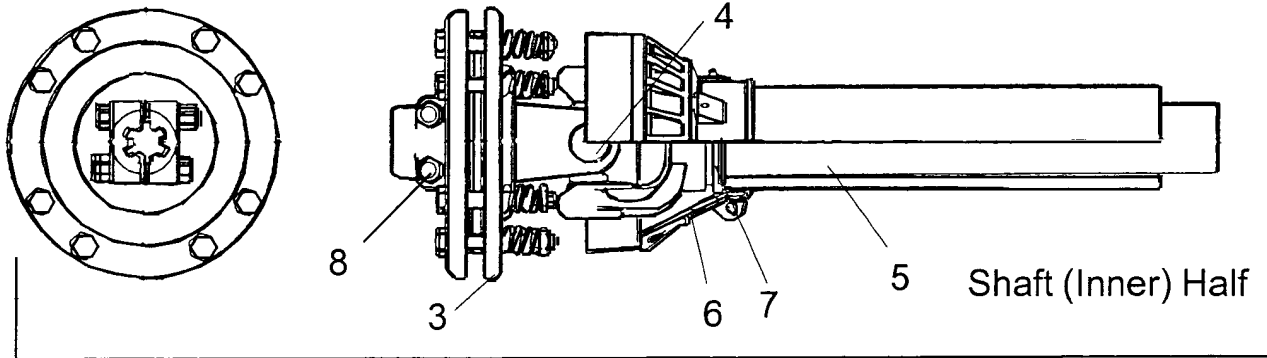
GEARBOX ASY P/N 702673 Rev 08-07



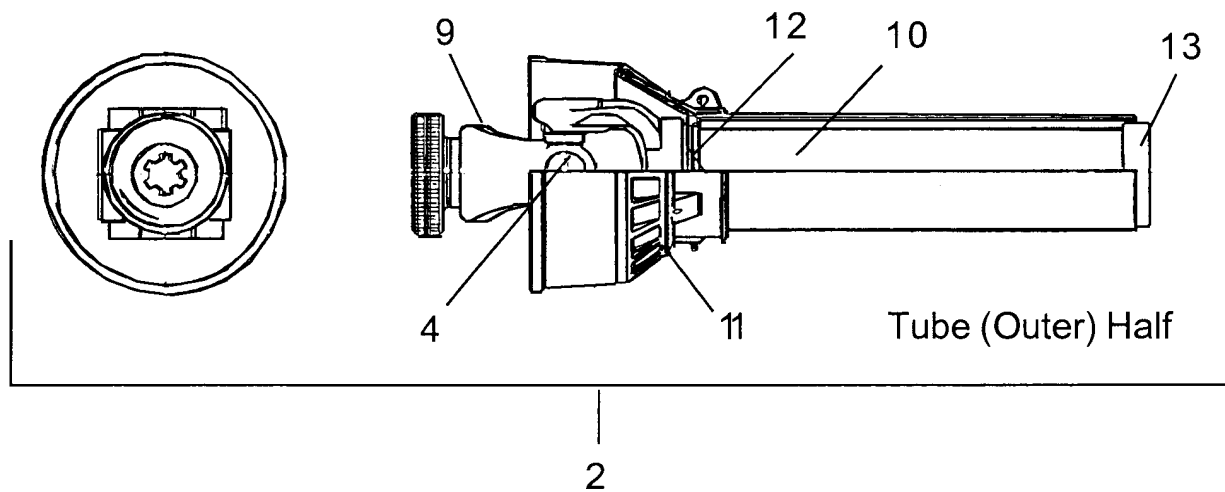
ITEM	PART NO.	QTY.	DESCRIPTION
	702673	--	GEARBOX ASY, REVERSE
1	001718	1	PINION α SHAFT & GEAR
2	001719	1	SEAL, OUTPUT α
3	001717	1	BEARING ADJUSTING NUT α
4	001720	1	SPRING WASHER α
5	00754757	2	BEARING CUP & CONE α
6	001716	1	BEARING SPACER α
7	00754752	2	CIRCLIP, INTERNAL α
8	001722	1	BEARING CUP & CONE α
9	00753222	2	SHIM
10	00754761	1	SHIM
11	001724	1	SEAL, INPUT α
12	001725	1	SHAFT & GEAR ASY, INPUT α
13	00754459	1	BEARING
14	001708	8	BOLT α
15	001710	1	BEARING CAP COVER, REAR α
16	00755633	2	PLUG α
17	000055	2	PLUG α
18	002516	1	HOUSING,702673 GEARBOX

NOTE: This box always shipped with lubricant

DRIVELINE ASY. P/N 702300



38" (Overall) Collapsed, 51-1/2" (Overall) Extended w/ 6" Overlap



ITEM	PART NO.	QTY.	DESCRIPTION
	702300	--	DRIVELINE ASY, W/ CLUTCH
1	001746	1	DRIVELINE HALF ASY, INNER SHAFT α
2	001749	1	DRIVELINE HALF ASY, OUTER TUBE α
3	001461	1	SLIP CLUTCH ASY. α
4	001450	2	UNIVERSAL JOINT (X-KIT) α
5	001460	1	SHAFT & YOKE WELDMENT α
6	001456	1	SHIELD ASY, INNER α
7	001691	1	LOCKING COLLAR, INNER SHIELD
8	002027	A/R	PIN & NUT (TAPERED) α
	00755600	A/R	BOLT & NUT (HEX HEAD) α
9	001452	1	YOKE ASY, W/ QD COLLAR α
10	001458	1	TUBE & YOKE WELDMENT α
11	001454	1	SHIELD ASY, OUTER α
12	001692	1	LOCKING COLLAR, OUTER SHIELD α
13	001814	1	SHIELD SUPPORT BEARING α

DRIVELINE P/N 702300 USED S/N 13181 THRU S/N 13281 ONLY, THIS DRIVELINE NOT USED ON THE RHD 96 AT ALL.

RHD 62 74 88 96 (Nov-05) -Current Rev 08-07

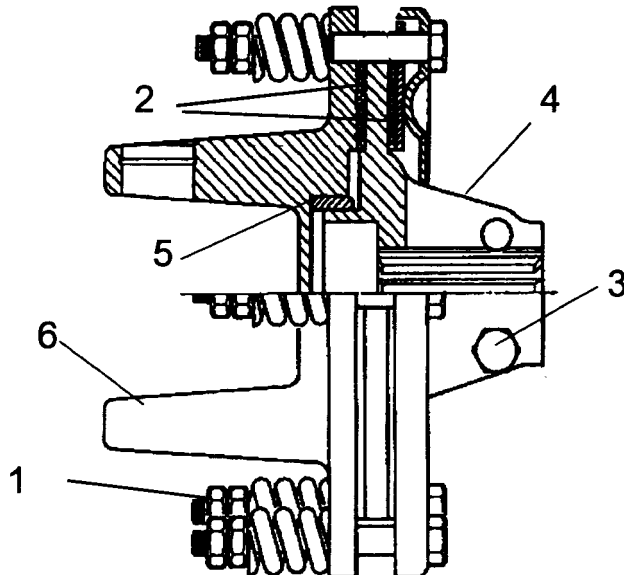
DRIVELINE ASY. P/N 001863

ITEM	PART NO.	QTY.	DESCRIPTION
1	001863	1	DRIVELINE ASY. W/ CLUTCH
	00759948	1	CLUTCH ASY, W/ DIRT SHIELD & EQUAL SPACED BOLTS ^α
	00754320	1	CLUTCH ASY, NO DIRT SHIELD & EQUAL SPACED BOLTS
	00754320A	1	CLUTCH ASY, NO DIRT SHIELD OR COIL SPRINGS, EUAL SPCED BOLT (OBSOLETE) ^α
2	00769131	1	CLUTCH ASY, NO DIRT SHIELD & UNEQUAL SPACED BOLTS ^α
	00759517	2	GREASE FITTING, F/ X-KIT ^α
3	00755610	2	GREASE FITTING, F/ X-KIT ^α
	00752896	2	UNIVERSAL JOINT, X-KIT ^α
4	00754154	1	YOKE, F/ OUTER TUBE ^α
5	00754167	1	ROLL PIN ^α
6	00760242	1	TUBE, OUTER ^α
7	00760243	1	TUBE, INNER ^α
8	00754153 ^α	1	YOKE, F/ INNER TUBE ^α
9	00754167	1	ROLL PIN ^α
10	00752883	1	YOKE, W/ SLIDE COLLAR 1-3/8" X 6 SPLINE ^α
11	00754335 ^α	1	GREASE FITTING, F/ OUTER TUBE ^α
12	00756004	1	DECAL, DRIVELINE WARNING LABEL ^α
13	00760244	1	DRIVELINE HALF ASY W/CLUTCH ^α
14	00760245	1	DRIVELINE HALF ASY W/QD YOKE ^α
15	00763196	1	INNER SHIELD BRG, (USE W/ BOLT ITEM 25) ^α
16	00759216	1	INNER SHIELD BRG, (USE W/ SCREW ITEM 17) ^α
17	00759217	2	SCREW, (USE W/ITEM 16) ^α
18	00760250A	1	SHIELD ASY, COMPLETE INNER & OUTER ^α
19	00756005	1	DECAL, DRIVELINE SHIELD WARNING ^α
20	00763195	1	SHIELD BRG, (USE W/ BOLT ITEM 25)EM) ^α
21	00759218	1	SHIELD BRG, (USE W/SCREW ITEM 16 & 17) ^α
22	00757144	1	SLIDE COLLAR KIT ^α , Q.D.
23	00760248A	1	SHIELD HALF ASY, INNER
24	00760249A	1	SHIELD HALF ASY, OUTER ^α
25	00754330	6	BOLT, NYLON (USE W/ ITEM 15 & 20) ^α
26	00754332	1	SHIELD LOCKING COLLAR, OUTER ^α
27	00754331	1	SHIELD LOCKING COLLAR, INNER ^α
28	00770769	2	PIN, PLASTIC STOP ^α
29	00754474	1	PUSH PIN SET
30	00759119	1	COLLAR, TWIST W/ SNAP RING ^α
31	00770391	1	COLLAR, TWIST, NEW STYLE ^α

THERE HAVE BEEN DIFFERENT CLUTCHES USED. SOME OF THE DRIVELINES SHIPPED IN 1997 & 1998 WERE SHIPPED AS A STYLE CLUTCH (P/N 00754320A) THAT DID NOT HAVE COILS SPRINGS, THIS TYPE HAS BEEN DISCONTINUED AND MADE OBSOLETE. SEE CLUTCH ASSEMBLY SECTION FOR REPLACEMENT PARTS AND CLUTCH IDENTIFICATION.

CLUTCH ASY. P/N 001461

This Clutch used on Driveline P/N 702300 on S/N 13181 thru S/N 13281 only, this clutch was not used on the RHD 96 at all. To ID this clutch check length of the coil springs before tightening, they are about 1-3/16" long before tightening.

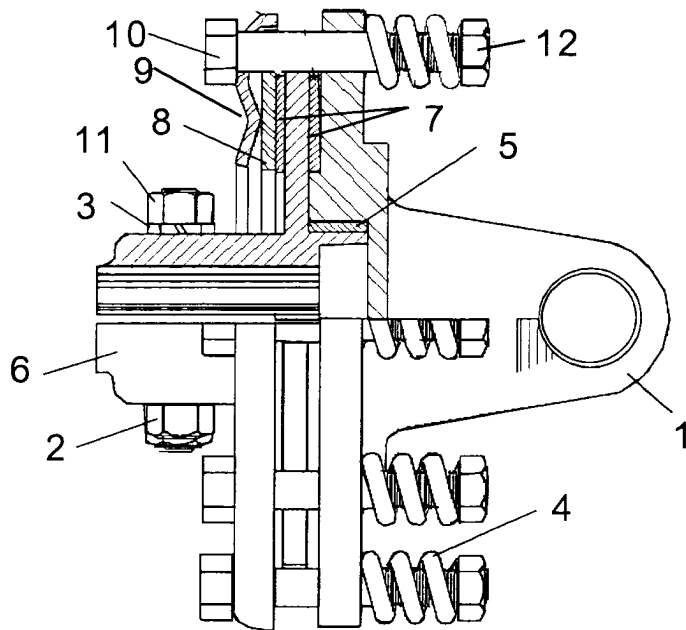


ITEM	PART NO.	QTY.	DESCRIPTION
	001461	--	CLUTCH ASY, 8 SPRING⌘
1	001499	1	SPRING KIT, W/ 8 SPRINGS & FASTENERS⌘
2	001500	2	FRICTION DISC ⌘
3	0020807	2	TAPERED PIN & NUT
4	001747	1	⌘CLUTCH HUB, 1-3/8" X 6 SPLINE
5	002467	1	SPACER ⌘
6	001748	1	FLANGE YOKE⌘

NOTE; THIS CLUTCH HAS BEEN DISCONTINUED, IT WAS USED ON DRIVELINE P/N 702300. THIS CLUTCH HAS 8 COIL SPRINGS, THE SPRINGS ARE SHORTER THAN THE ONES USED IN LATER CLUTCHES. WHEN ADJUSTING THIS CLUTCH TIGHTEN THE SPRING BOLTS TILL THE SPRING IS A COLAPESD LENTG OF 1-1/16" LONG.

CLUTCH ASY. P/N 00769131

This Clutch used on Driveline P/N 001863 but was discontinued and is listed for replacement parts only. To ID this clutch check the Springs, there are 8 springs and they are grouped in pairs of two for the spacing between them

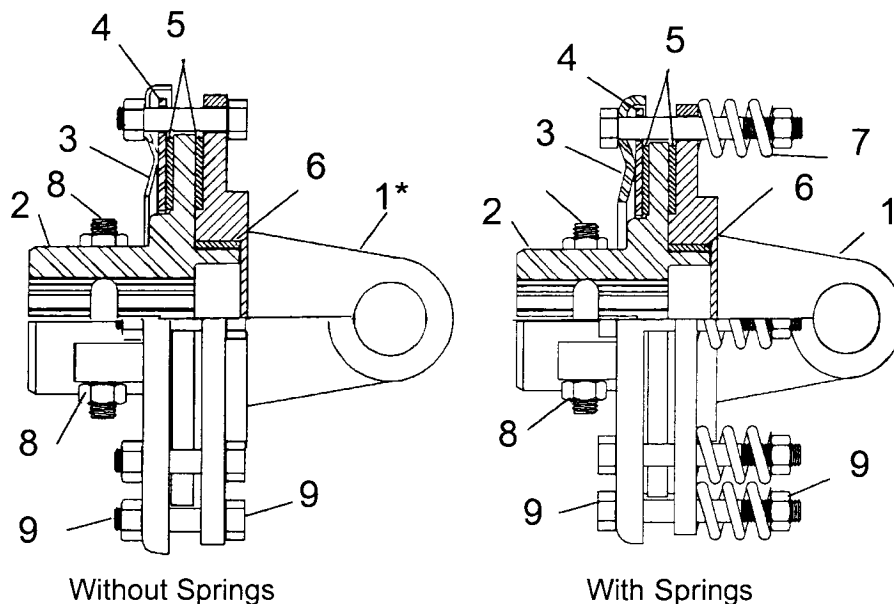


ITEM	PART NO.	QTY.	DESCRIPTION
	00769131	--	CLUTCH ASY, 8 SPRING UNEAUAL SPACING
1	00769137	1	FLANGE YOKEα
2	02965273	2	BOLTα
3	00762420	2	LOCKWASHERα
4	00769136	8	SPRINGα
5	00762528	1	BUSHINGα
6	00769135	1	HUB, 1-3/8" X 6 SPLINEα
7	00769120	2	FRICTION DISC
8	00769134	1	INSIDE PLATEα
9	00769133	1	PRESSURE PLATEα
10	00762523	8	BOLTα
11	00762372	2	NUT
12	00756024	8	LOCKNUT

THIS CLUTCH P/N 00769131 HAS 8 COIL SPRING, THE SPRINGS ARE NOT EQUAL SPACER. THE SPRINGS ARE SPACED IN GROUPS OF TWO WITH A SPACE BETWEEN THE TWO NARROWER THAN THE SPACE TO THE NEXT TWO. TO ADJUST THIS CLUTCH TIGHTEN BOLTS TILL SPRINGS ARE COLAPSED TO A LEGNTH OF 1-5/16"

CLUTCH ASY. P/N 00754320

The clutch asy without springs P/N 00754320A is obsolete. If you have a clutch like this without springs a conversion kit P/N 00773222 is available to install on the springless clutch to convert it to the spring type.



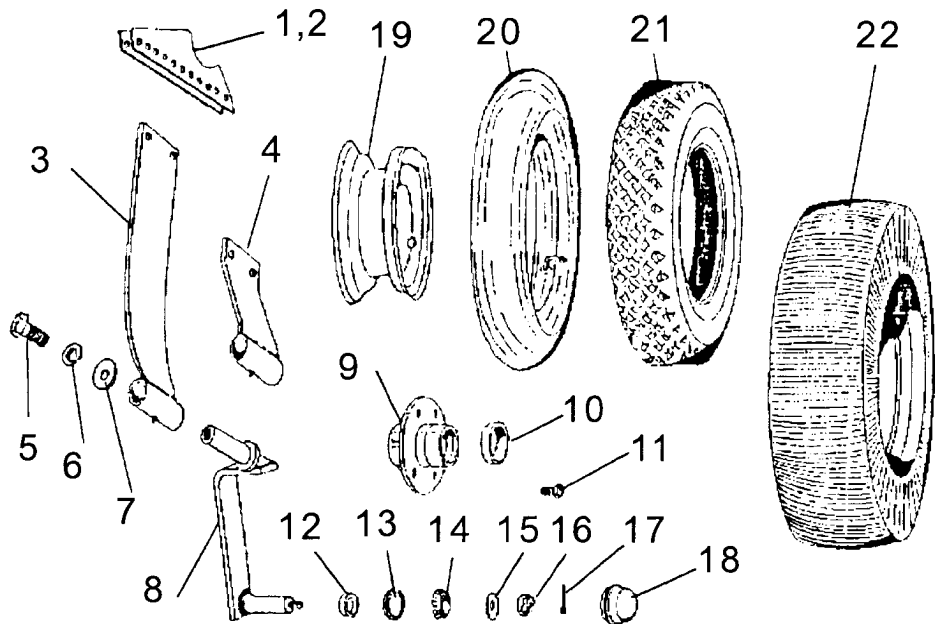
ITEM	PART NO.	QTY.	DESCRIPTION
	00754320	--	CLUTCH ASY, W/ COIL SPRINGS☐
	00754320A	--*	CLUTCH ASY, W/O COIL SPRINGS (OBSOLETE)☐
1	00754302	1	FLANGE YOKE
2	00754317	1	CLUTCH SUPPORT
3	00766810	1	PRESSURE PLATE☐
4	00754314	1	PLATE W/ HOLES☐
5	00754202	2	FRICTION DISC LINING☐
6	00754301	1	BUSHING☐
7	00754315	8	COIL SPRINGS☐
8	00752903	2	NUT & BOLT☐
9	00754316	8	NUT & BOLT☐
10	00773222	AR*	COIL SPRING CONVERSION KIT F/ CLUTCH ASY P/N 00754320A☐

CLUTCH P/N 00754320A IS OBSOLETE, LISTED AS REF. ONLY. A KIT IS AVAIL TO UPDATE SPRINGLESS CLUTCH TO SPRING TYPE, USE P/N 00773222, KIT WILL INCLUDE SPRINGS, PLATE, NUTS & BOLTS NEEDED TO CONVERY TO SPRING TYPE, ADJ SPRING TO A COLAPSED LENGTH OF 1-5/16 IN. LONG

TO ID CLUTCHES SEE COIL SPRING LOCATION, THERE ARE 8 SPRINGS & ARE SPACED W/ EQUAL DISTANCE BETWEEN THEM, SHOWN ABOVE. THERE IS A CLUTCH USED W/ 8 SPRINGS THAT ARE SPACED IN GROUPS OF 2. THE CLUTCH ASY W/ SPRINGS IN GROUP OF 2 IS P/N 00769131, CHECK BEFORE ORDERING PARTS.

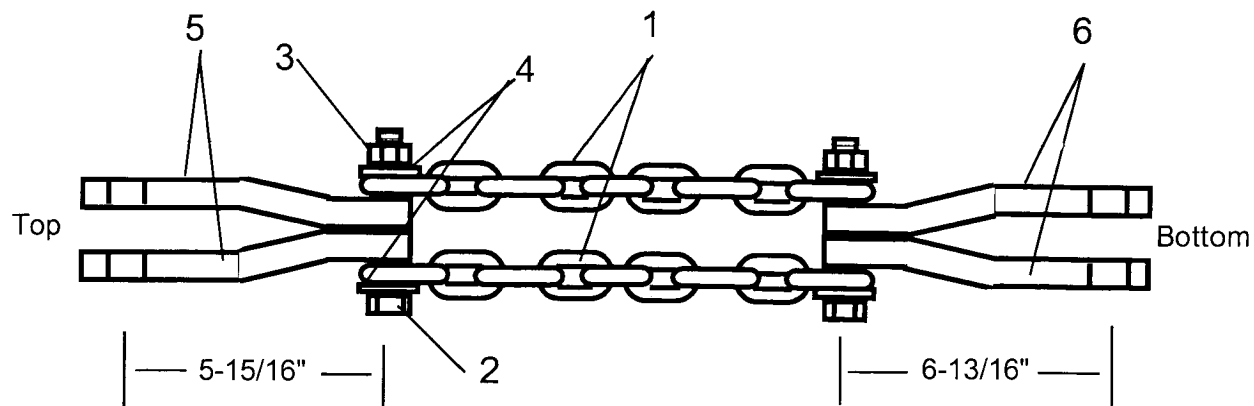
OPTIONAL CASTER WHEELS

Caster Wheels are optional equipment, Items 1 & 2 show the field installed brackets, if the unit was ordered from factory with caster wheels on it then these brackets will already be welded to deck weldment. Wheel options are 180 deg. swivel or 360 deg. swivel, sectional or pneumatic tires and wheel. Items 21 & 22



ITEM	PART NO.	QTY.	DESCRIPTION
1	100752	2	CSTR BRKT RH, FIELD INSTALL ^α
2	100753	2	CSTR BRKT LH, FIELD INSTALL ^α
3	701058M ^α	2	CSTR SCKT ASY W/ZERK 360 DEG. ^α
4	700191	2	CSTR SCKT ASY W/ZERK 180 DEG. ^α
	000142	4	BOLT ^α
	000520	4	LOCKWASHER ^α
	000170	4	NUT ^α
5	000554	2	BOLT ^α
6	000520	2	LOCKWASHER ^α
7	103767	2	WASHER ^α
8	100141	2	CSTR HALF FORK, LH OR RH ^α
9	000621	2	HUB, W/ BRG CUPS ^α
10	000226	4	BEARING CUP ^α
11	000622	8	HUB BOLT, W/ ITEM 19 ^α
	000554	8	HUB BOLT ^α
	000520	8	LOCKWASHER ^α
12	000573	2	SPACER ^α
13	000201	2	SEAL ^α
14	000225	4	BEARING CONE ^α
15	101780	2	WASHER ^α
16	000122	2	NUT, SLOTTED ^α
17	000123	2	COTTER PIN ^α
18	000247 ^α	2	HUB CAP ^α
	000620	2	HUB COMPLETE, (ITEMS 9,12-14,18) ^α
	702272	2	FORK ASY, LOWER (ITEMS 8,9,12-18)
19	000619	2	WHEEL, (TUBE TYPE TIRE) ^α
20	000623	2	TUBE, (TUBE TYPE TIRE)
21	000618	2	TIRE, (TUBE TYPE)
	000617	2	WHEEL, TIRE & TUBE ASY ^α
22	700280	2	LAMINATED TIRE/WHL ASY (OPTIONAL EQUIPMENT) ^α

OPTIONAL CHECK CHAINS



2 Required Per Unit to replace the three point lift Link, Item 5 connects at the top & Item 6 connects at the bottom, Check dimensions to make certain they are connected correctly. This is an optional order item.

ITEM	PART NO.	QTY.	DESCRIPTION
	702264	--	LIFT CHAIN ASY KIT
1	103333	2	CHAIN, 9 LINKS ^α
2	000413	4	BOLT
3	000414	4	NUT
4	101780	4	WASHER ^α
5	104736	2	LIFT CHAIN CLEVIS, UPPER ^α
6	104926	2	LIFT CHAIN CLEVIS, LOWER ^α

OPTIONAL EQUIPMENT

ITEM	PART NO.	QTY.	DESCRIPTION
1	702321	1	KNIFE GRINDER, SHARPEN ALAMO KNIVES
2	700413	1	KNIFE STRAIGHTENER, 2 OF 102092 BARS
3	107176	1	ROLLER WLDMNT, 62"
4	107177	1	ROLLER WLDMNT, 74"
5	107178	1	ROLLER WLDMNT, 88"
6	001967	1	RUBBER CVR, F/ 62" ROLLER
7	001968	1	RUBBER CVR, F/ 74" ROLLER
8	001969	1	RUBBER CVR, F/ 88" ROLLER
9	703262	1	RUBBER CVR'D ROLLER ASY, 62"
10	703261	1	RUBBER CVR'D ROLLER ASY, 74"
11	703260	1	RUBBER CVR'D ROLLER ASY, 88"
12	703602	1	ROLLER SCRAPER KIT, 62"
13	703603	1	ROLLER SCRAPER KIT, 74"
14	703604	1	ROLLER SCRAPER KIT, 88"
15	700500	1	PNEUMATIC CSTR WHL PKG, 180 DEG. FIELD INSTALL
16	700502	1	LAMINATED CSTR WHL PKG, 180 DEG. FIELD INSTALL
17	701056M	1	PNEUMATIC CSTR WHL PKG, 360 DEG. FIELD INSTALL
18	701057M	1	LAMINATED CSTR WHL PKG, 360 DEG. FIELD INSTALL

CASTER WHEEL PACKAGES INCLUDE FASTENERS, CASTER WHEEL PACKAGES ARE FIELD INSTALLATION AND WILL REQUIRE WELDING IF UNITS WERE NOT ORDERED WITH CASTER WHEELS FROM FACTORY.

SERVIS-RHINO

LIMITED WARRANTY

1. LIMITED WARRANTIES

- 1.01. Servis-Rhino warrants for one year from the purchase date to the original non-commercial, governmental, or municipal purchaser ("Purchaser") and warrants for six months to the original commercial or industrial purchaser ("Purchaser") that the goods purchased are free from defects in material or workmanship.
- 1.02. Manufacturer will replace for the Purchaser any part or parts found, upon examination at one of its factories, to be defective under normal use and service due to defects in material or workmanship.
- 1.03. This limited warranty does not apply to any part of the goods which has been subjected to improper or abnormal use, negligence, alteration, modification, or accident, damaged due to lack of maintenance or use of wrong fuel, oil, or lubricants, or which has served its normal life. This limited warranty does not apply to any part of any internal combustion engine, or expendable items such as blades, shields, guards, or pneumatic tires except as specifically found in your Operator's Manual.
- 1.04. Except as provided herein, no employee, agent, Dealer, or other person is authorized to give any warranties of any nature on behalf of Manufacturer.

2. REMEDIES AND PROCEDURES.

- 2.01. This limited warranty is not effective unless the Purchaser returns the Registration and Warranty Form to Manufacturer within 30 days of purchase.
- 2.02. Purchaser claims must be made in writing to the Authorized Dealer ("Dealer") from whom Purchaser purchased the goods or an approved Authorized Dealer ("Dealer") within 30 days after Purchaser learns of the facts on which the claim is based.
- 2.03. Purchaser is responsible for returning the goods in question to the Dealer.
- 2.04. If after examining the goods and/or parts in question, Manufacturer finds them to be defective under normal use and service due to defects in material or workmanship, Manufacturer will:
 - (a) Repair or replace the defective goods or part(s) or
 - (b) Reimburse Purchaser for the cost of the part(s) and reasonable labor charges (as determined by Manufacturer) if Purchaser paid for the repair and/or replacement prior to the final determination of applicability of the warranty by Manufacturer.The choice of remedy shall belong to Manufacturer.
- 2.05. Purchaser is responsible for any labor charges exceeding a reasonable amount as determined by Manufacturer and for returning the goods to the Dealer, whether or not the claim is approved. Purchaser is responsible for the transportation cost for the goods or part(s) from the Dealer to the designated factory.

3. LIMITATION OF LIABILITY.

- 3.01. MANUFACTURER DISCLAIMS ANY EXPRESS (EXCEPT AS SET FORTH HEREIN) AND IMPLIED WARRANTIES WITH RESPECT TO THE GOODS INCLUDING, BUT NOT LIMITED TO, MERCHANTABILITY AND FITNESS FOR A PARTICULAR PURPOSE.
- 3.02. MANUFACTURER MAKES NO WARRANTY AS TO THE DESIGN, CAPABILITY, CAPACITY, OR SUITABILITY FOR USE OF THE GOODS.
- 3.03. EXCEPT AS PROVIDED HEREIN, MANUFACTURER SHALL HAVE NO LIABILITY OR RESPONSIBILITY TO PURCHASER OR ANY OTHER PERSON OR ENTITY WITH RESPECT TO ANY LIABILITY, LOSS, OR DAMAGE CAUSED OR ALLEGED TO BE CAUSED DIRECTLY OR INDIRECTLY BY THE GOODS INCLUDING, BUT NOT LIMITED TO, ANY INDIRECT, SPECIAL, CONSEQUENTIAL, OR INCIDENTAL DAMAGES RESULTING FROM THE USE OR OPERATION OF THE GOODS OR ANY BREACH OF THIS WARRANTY. NOT WITHSTANDING THE ABOVE LIMITATIONS AND WARRANTIES, MANUFACTURER'S LIABILITY HEREUNDER FOR DAMAGES INCURRED BY PURCHASER OR OTHERS SHALL NOT EXCEED THE PRICE OF THE GOODS.
- 3.04. NO ACTION ARISING OUT OF ANY CLAIMED BREACH OF THIS WARRANTY OR TRANSACTIONS UNDER THIS WARRANTY MAY BE BROUGHT MORE THAN TWO (2) YEARS AFTER THE CAUSE OF ACTION HAS OCCURRED.

4. MISCELLANEOUS.

- 4.01. Proper Venue for any lawsuits arising from or related to this limited warranty shall be only in Guadalupe County, Texas.
- 4.02. Manufacturer may waive compliance with any of the terms of this limited warranty, but no waiver of any terms shall be deemed to be a waiver of any other term.
- 4.03. If any provision of this limited warranty shall violate any applicable law and is held to be unenforceable, then the invalidity of such provision shall not invalidate any other provisions herein.
- 4.04. Applicable law may provide rights and benefits to purchaser in addition to those provided herein.

KEEP FOR YOUR RECORDS

ATTENTION: Purchaser should fill in the blanks below for his reference when buying repair parts and/or for proper machine identification when applying for warranty.

Servis-Rhino Implement Model _____ Serial Number _____

Date Purchased _____ Dealer _____

ATTENTION:
READ YOUR OPERATOR'S MANUAL

RHINO[®]
1020 S. Sangamon Ave.
Gibson City, IL 60936
800-446-5158
Email: parts@servis-rhino.com





TO THE OWNER/OPERATOR/DEALER

To keep your implement running efficiently and safely, read your manual thoroughly and follow these directions and the Safety Messages in this Manual. The Table of Contents clearly identifies each section where you can easily find the information you need.

The OCCUPATIONAL SAFETY AND HEALTH ACT (1928.51 Subpart C) makes these minimum safety requirements of tractor operators:

REQUIRED OF THE OWNER:

1. Provide a Roll-Over-Protective Structure that meets the requirements of this Standard; and
2. Provide Seatbelts that meet the requirements of this paragraph of this Standard and SAE J4C; and
3. Ensure that each employee uses such Seatbelt while the tractor is moving; and
4. Ensure that each employee tightens the Seatbelt sufficiently to confine the employee to the protected area provided by the ROPS.

REQUIRED OF THE OPERATOR

1. Securely fasten seatbelt if the tractor has a ROPS.
2. Where possible, avoid operating the tractor near ditches, embankments, and holes.
3. Reduce speed when turning, crossing slopes, and on rough, slick, or muddy surfaces.
4. Stay off slopes too steep for safe operation.
5. Watch where you are going - especially at row ends, on roads, and around trees.
6. Do not permit others to ride.
7. Operate the tractor smoothly - no jerky turns, starts, or stops.
8. Hitch only to the drawbar and hitch points recommended by the tractor manufacturer.
9. When the tractor is stopped, set brakes securely and use park lock, if available.



Keep children away from danger all day, every day...



Equip tractors with rollover protection (ROPS) and keep all machinery guards in place...



Please work, drive, play and live each day with care and concern for your safety and that of your family and fellow citizens.

